

INDIA



VISUAL IDENTITY


India is characterized by a rich visual and cultural identity that relies on vibrant colors such as gold and red, along with intricate patterns inspired by traditional architecture. These elements reflect spirituality and cultural diversity, appearing in clothing like the sari, as well as in arts and symbols such as the lotus flower, giving it a distinctive and lively character.

Mood Board



CONCEPT

The design is based on the Indian lotus flower motif as the main concept of the garden, due to its symbolism of purity and renewal in Indian culture. This concept is reflected in the overall composition through organic forms inspired by lotus petals, creating a harmonious visual identity that combines nature with traditional ornamentation.



PLANTS

India includes a variety of famous plants that reflect its beauty and environmental diversity.

<p>CASSIA FISTULA</p> <p>HEIGHT: 15 METERS CROWN DIAMETER: 5-8 METERS COLORS: DROOPING GOLDEN YELLOW SYMBOLISM: GOOD LUCK AND PROSPERITY</p>	<p>MARIGOLD</p> <p>SIZE: 15-10 CM COLORS: BRIGHT LOW, BRIGHT ORANGE SYMBOLISM: JOY AND ENERGY</p>	<p>LAGERSTROEMIA SPECIOSA</p> <p>HEIGHT: 5 METERS CROWN DIAMETER: 5-7 METERS COLORS: PINK, PURPLE SYMBOLISM: BEAUTY AND FEMININITY</p>	<p>LOTUS FLOWER</p> <p>SIZE: 15-25 CM COLORS: PINK, WHITE, SOMETIMES BLUE SYMBOLISM: PURITY AND SERENITY</p>
<p>BOUGAINVILLEA</p> <p>HEIGHT: 1-5 M (SHRUB OR CLIMBER) WIDTH: 2-4 M COLORS: PINK, PURPLE, ORANGE</p>	<p>DELONIX REGIA</p> <p>HEIGHT: 15 METERS CROWN DIAMETER: 8-12 METERS COLORS: FIERY RED / ORANGE SYMBOLISM: BEAUTY AND STRENGTH</p>	<p>PLUMERIA</p> <p>HEIGHT: 5-8 METERS CROWN DIAMETER: 4-6 METERS COLORS: WHITE WITH YELLOW / PINK SYMBOLISM: PEACE AND SPIRITUALITY</p>	<p>JACARANDA MIMOSIFOLIA</p> <p>HEIGHT: 10 METERS CROWN DIAMETER: 6-10 METERS COLORS: BLISH PURPLE SYMBOLISM: WISDOM AND CALMNESS</p>


SKETCHES



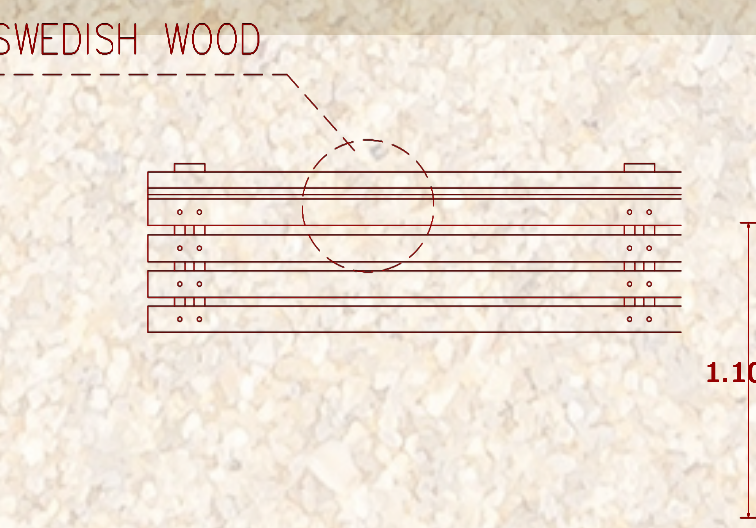
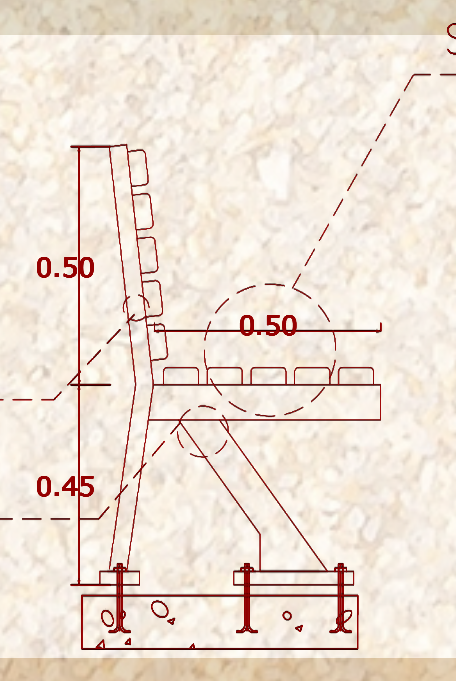
COLORED PLAN



SECTION



WOODEN BENCH



PERGOLA



Materials



3D SHOTS - 3D MAX RENDERING



LIGHTING



LANDSCAPE

The garden spans an area of 60 m x 90 m, creating a generous and well-proportioned landscape that allows for a balanced integration of green spaces, circulation paths, and functional zones.

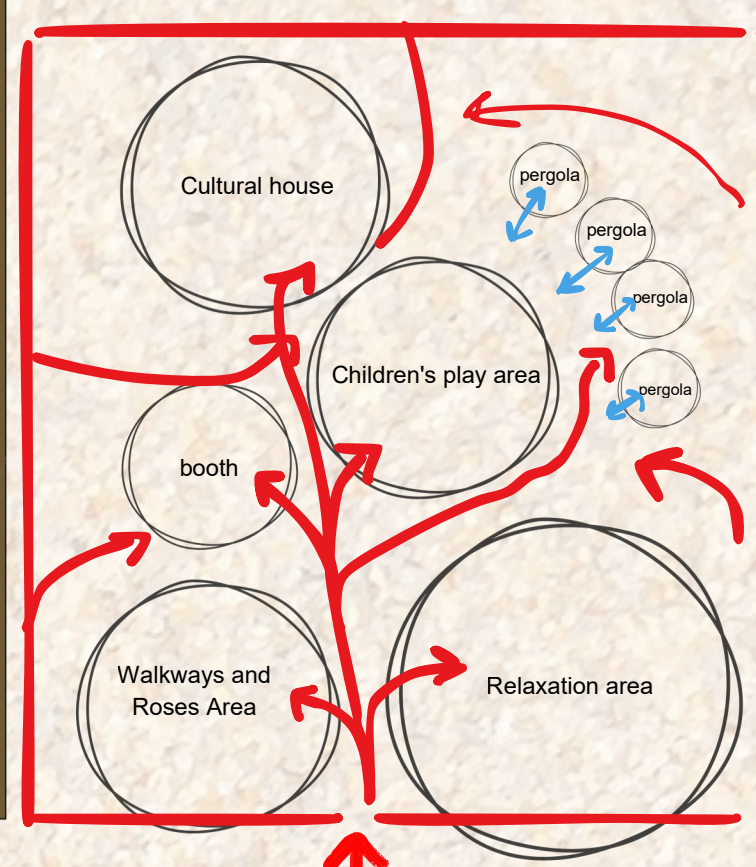
Dimensions



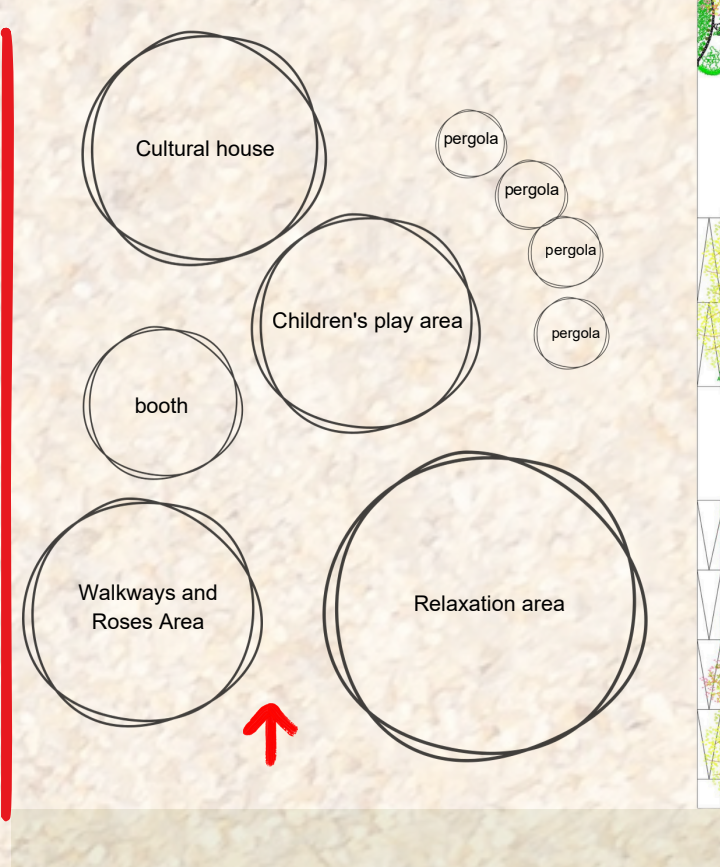
zoning



Circulation



BUBBLE DIAGRAM



CAD PLAN

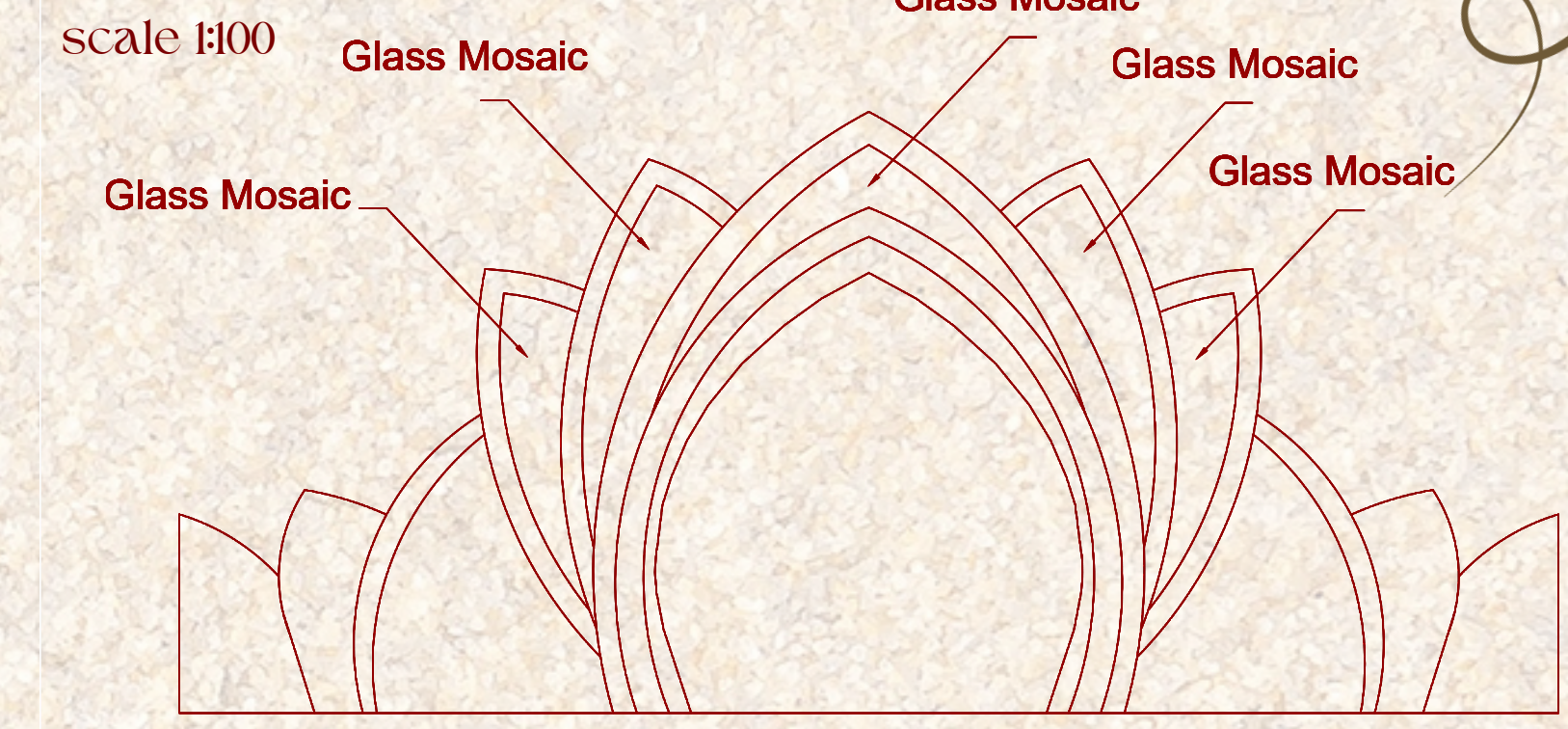


COLOR	PLANT
GREEN	Plant
RED	Cultural house
YELLOW	Children's play area
PINK	BOOTH
BROWN	CORRIDORS
BLUE	Water areas
PURPLE	Seating areas and pergolas

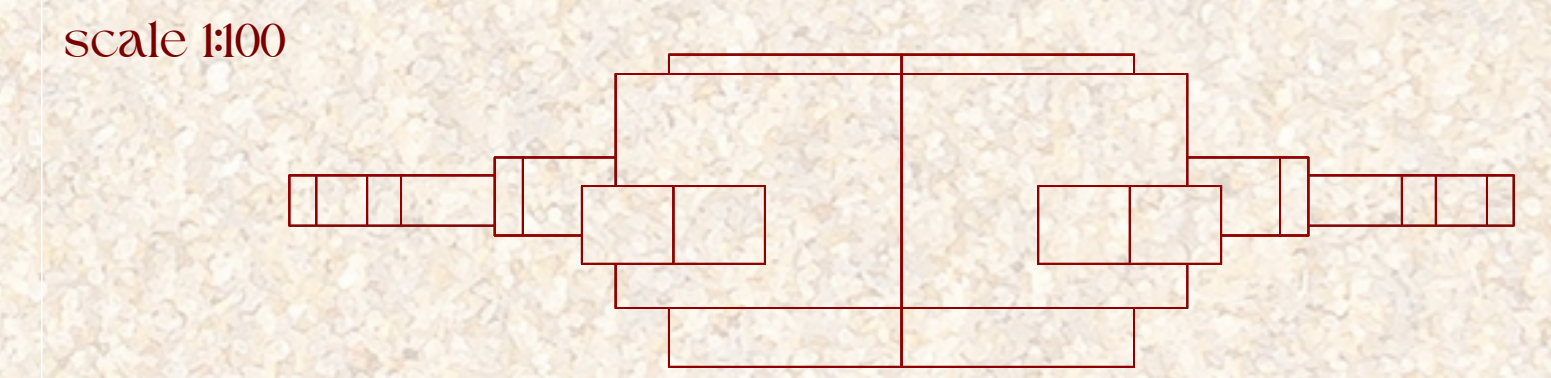
THE GATE



ELEVATION



CAD PLAN



Cultural House

The Cultural House is designed using a modular system of prefabricated units, reducing waste, simplifying construction and transport, and allowing flexible future expansion or reconfiguration.

CAD PLAN



ELEVATION



3d

