

CONCEPT DEVEVOLPMENT & SKETCHES

Flow in Unity

The pavilion is designed as an immersive "Flow Field", capturing the essence of dynamic energy and continuous motion. The architectural language shifts away from static forms toward a state of embodied fluidity, where the structure appears to be in a constant state of transition.

The project is based on the transformation of repetitive **modular elements** into one continuous fluid structure. The pavilion takes inspiration from:

- * ocean waves
- * natural topography
- * movement and rhythm


The main design idea is that many individual units can merge into a unified form while maintaining their identity.

ModuFlow Pavilion

3D PROJECTIONS



10M
TOP VIEW





FRONT ELEVATION



SIDE ELEVATION

3D SHOTS




Construction Method – PVC Modular Pavilion

- Concrete base prepared with embedded steel sockets for fixing.
- PVC pipes cut into varying heights forming modular units.
- Pipes installed vertically using steel rods + adhesive fixing.
- Arrangement follows a parametric layout to create a continuous flowing form.
- Hidden steel supports added for stability where needed.
- Finished with weather-resistant coating and sealed top caps.

MATERIALS


REAL MATERIALS

- Structure: UV-Resistant PVC Tubes
- Dimensions: 0.20m Diameter with variable heights.
- Base: Natural Stone Paving
- Transition: Pebble Stone Infill.
- Lighting: Warm White LED Strips
- Foundation: Anchored to Concrete Base.



MAQUETTE MATERIALS

- Cylindrical Cardboard Straws
- Corrugated Fiberboard
- Extruded Polystyrene Foam (Photofoam)
- Reconstituted Synthetic Stone
- Crushed Granite Aggregate
- Adhesive Fixing Wax



4M

MAQUETTE SHOTS

