

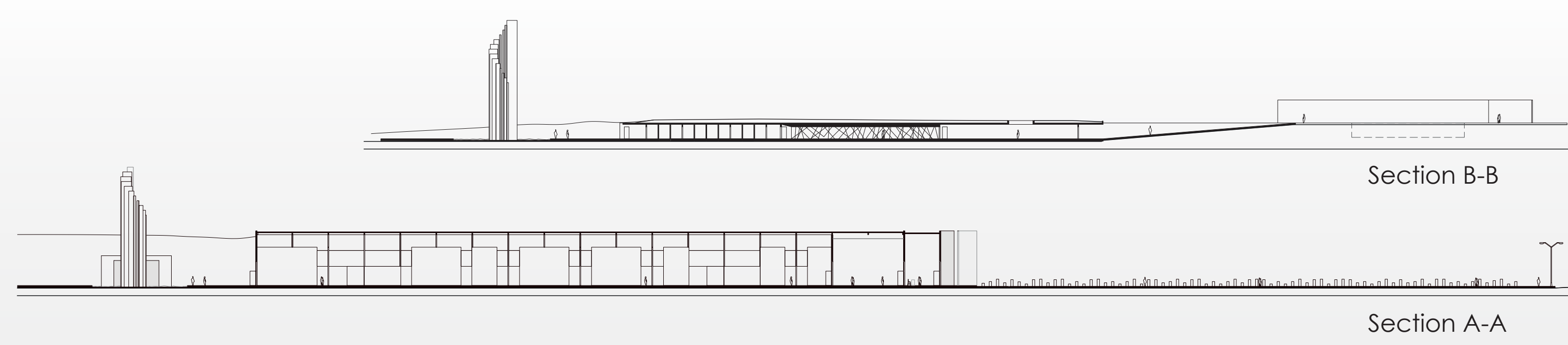
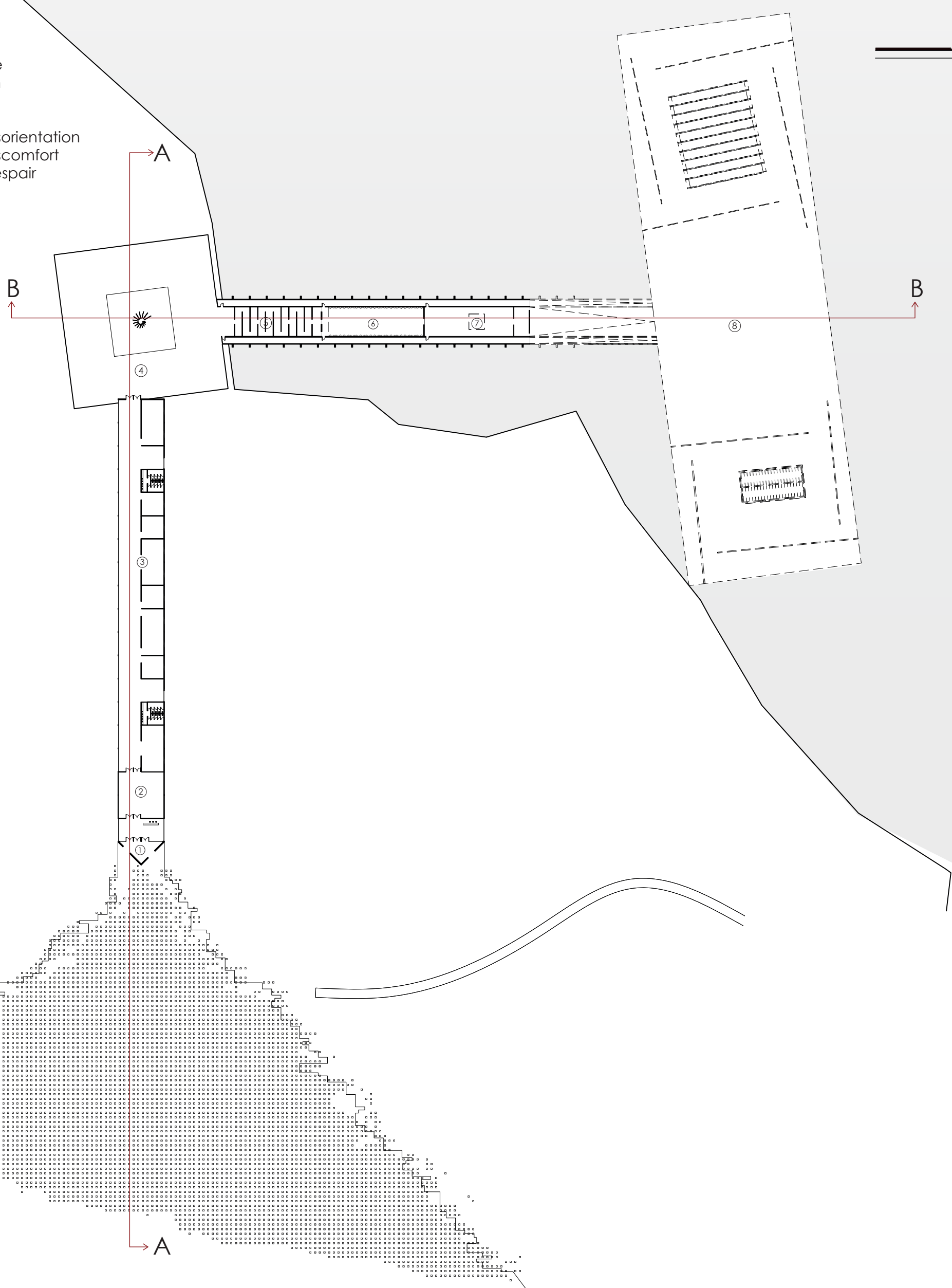


Memory Park

It is designed as a processional and sensory journey. It begins in a dry plaza where monoliths engage in dialogue with the existing trees—the tree as a silent witness and the monolith as a transmitter of memory—leading to a museum seamlessly integrated with its historical surroundings.

From there, a large vertical landmark embodies the concept of "Descent," introducing the visitor to a path where subtle architectural gestures subtly evoke feelings of disorientation, discomfort, and despair. This introspective threshold culminates at "The Site" (the powder magazine and the pit), protected by mirrored walls that reflect the visitor alongside the existing structures, forcing an immediate connection between the individual and memory.

1. Museum Entrance
2. Audiovisual Room
3. Museum
4. Monument
5. Sensory Route: Disorientation
6. Sensory Route: Discomfort
7. Sensory Route: Despair
8. Site



Audiovisual Room




Sensory Route: Discomfort



Museum



Sensory Route: Despair



Sensory Route: Disorientation



Site