

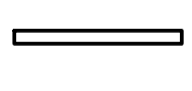






 ELECTRICAL LAYOUT (FIRST FLOOR)
 SCALE 1:100


 ELECTRICAL LAYOUT (GROUND FLOOR PLAN)
 SCALE 1:100

Symbols	Description
	Fuse Box
	Meter Box
	Fluorescent Light Point
	Ceiling Fan Point
	One Way Switch
	CEILING LIGHT POINT

NOTES:

DEPARTMENT:



COURSE:

BAAD2034
WORKING DRAWING AND SPECIFICATIONS

PROGRAM:

BACHELOR OF SCIENCE IN (HONS)
(ARCHITECTURAL DESIGN)

PROJECT:

A CAT CENTER FOR TREATING SICK CATS, A CAT CAFE

SEMESTER:

202509

DRAWING TITLE:

ELECTRICAL LAYOUT

DRAWN BY

SALAH ABDELWAHAB IBRAHIM MOHAMED

STUDENT ID

202405010048

CHECKED BY

AR. MOHD AMINURASID BIN GORMENT

'ATIQA' NADIAH BINTI MOHAMAD HANAFIAH

SCALE

AS SHOWN

DATE

20 DECEMBER 2012

DRAWING NO:

202509/WDAS-WD01

SHEET NO:

2/8