



ARCHITETURAL DESIGN

FACULTY OF FINE ARTS - INTERIOR ARCHITECTURE DEPARTMENT - THIRD YEAR

PAVILION DESIGN

Sand Dunes

STUDENT NAME: BASANT ASHOUR RAGHIB ABDELKREEM

DR : EMAN MONIR

CONCEPT DEVOLPMENT & SKETCHES

The Aeolian Dune Pavilion

Concept: A fusion of fluid desert forms and the transformative power of wind erosion.

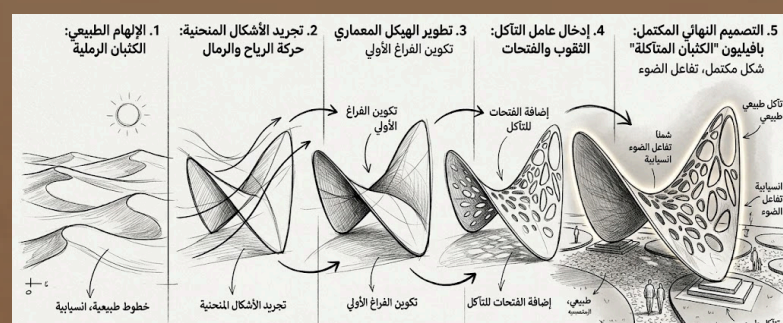

The Form: Smooth, undulating curves

that mimic the natural ridges of shifting sand dunes.

The Erosion: The organic holes represent "Explicit Erosion,"

acting as a physical map of wind carving through the structure over time.

The Experience: These apertures create a dynamic play of dappled light, symbolizing the beauty of natural decay and the passage of time.



CONSTRUCTION METHOD

Shotcrete (Sprayed Concrete)

Definition: High-velocity sprayed concrete, ideal for complex, dune-like curves without traditional molds.

Process: Applied directly onto a pre-shaped steel mesh skeleton to build the structure's thickness.

Finishing: A Natural Gun Finish is best for your concept, providing a raw, sandy texture that mimics wind-eroded stone.

MATERIALS


MAQUETTE MATERIALS:

The Technique Name
The method of using tissues and glue to create a hard shell is called: Paper Maché (specifically the Tissue Overlay or Paper Strip method).

- Armature Wire
- Masking Tape
- Tissue Paper
- White Glue / PVA Glue
- Wall Putty / Joint Compound

SUGGESTED REAL MATERIALS:

- Steel Reinforcement Mesh
- Shotcrete Mix
- Fine Aggregates
- Admixtures (Accelerators)
- Fiber Reinforcement
- Pigments



3D PROJECTIONS



PLAN



SIDE



SIDE



FRONT

MAQUETTE SHOTS



3D SHOTS

