

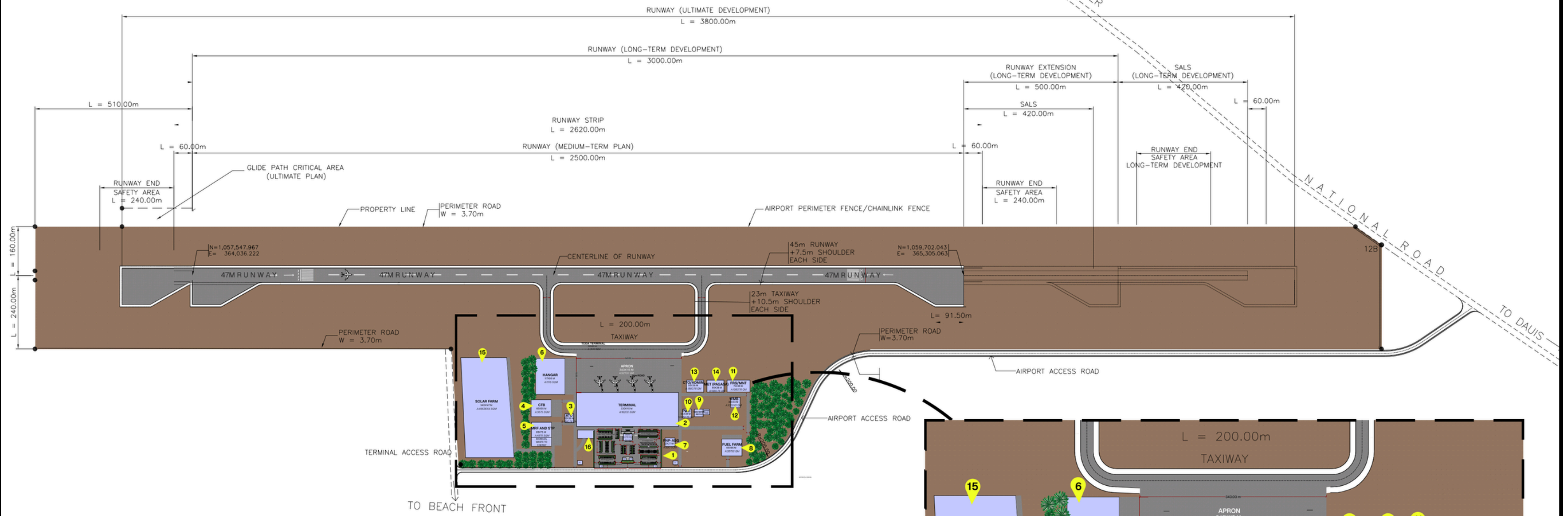
BOHOL, PANGLAO INTERNATIONAL AIRPORT



STUDENT: TOMAS JOHN T. GUZMAN
UNIVERSITY: SAINT MARY'S UNIVERSITY
COUNTRY: PHILIPPINES

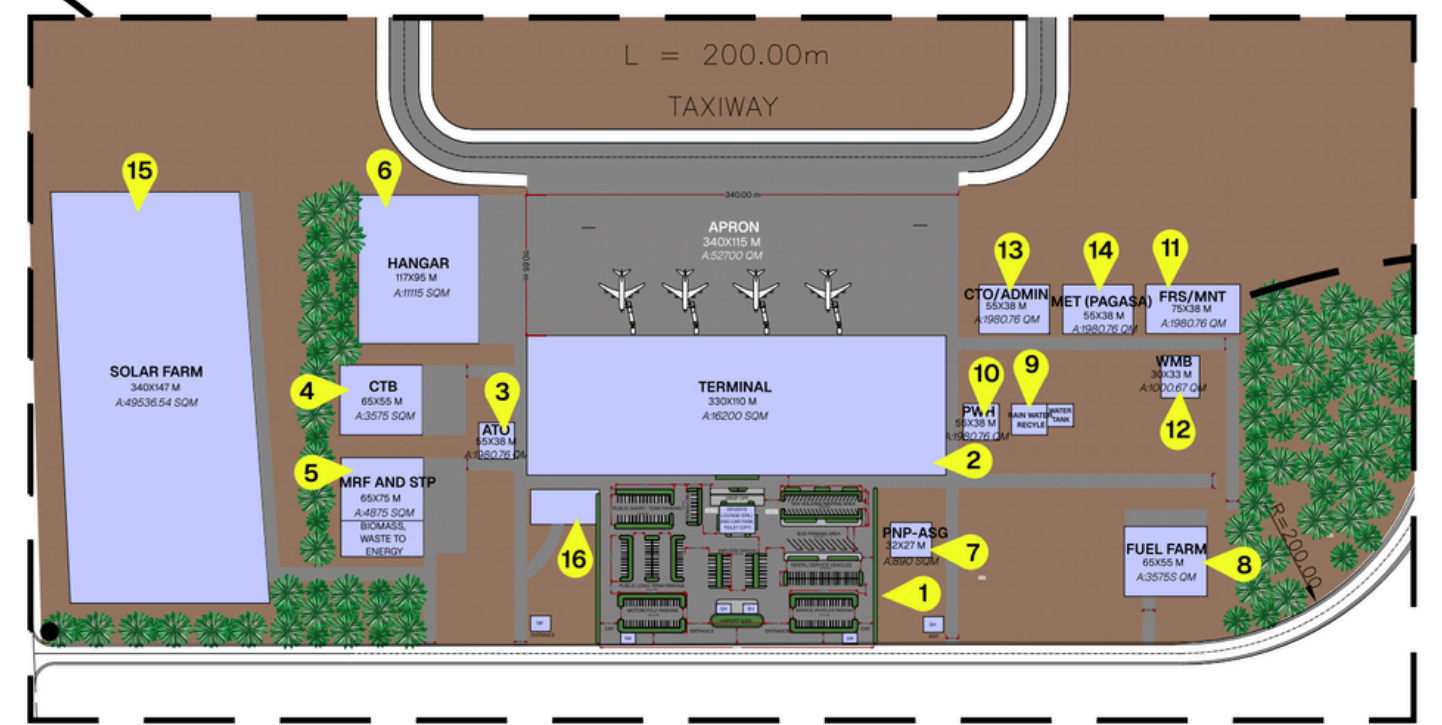


SITE DEVELOPMENT PLAN



LEGEND:

1 CAR PARK	9 RAIN WATER RECYCLING AND WATER TANK
2 TERMINAL	10 POWER HOUSE
3 ATO- AIR TRANSPORTATION OFFICE	11 FIRE RESCUE STATION (FRS/MNT)
4 CTB-CARGO TERMINAL	12 WILDLIFE MANAGEMENT BUILDING (WMB)
5 MRF AND SEWAGE TREATMENT PLAN	13 CONTROL TOWER AND ADMIN
6 HANGAR	14 MET (PAGASA)
7 PNP-ASG (SECURITY)	15 SOLAR FARM
8 FUEL FARM	16 TODA TERMINAL



Whale Shark

International Airport Concept — Bohol Panglao Gateway



MAIN CONCEPT

The Whale Shark symbolizes:

- Gentle guidance and calm movement
- Innovation inspired by oceanic flow and biomimicry
- Harmony between humans, nature, and marine ecosystems
- Strength, serenity, and environmental resilience
- Sustainable tourism identity of Bohol
- A globally recognizable tourism icon of the Philippines

PASSENGER EMOTIONAL EXPERIENCE

Passengers immediately experience the essence of Bohol through architecture, water, movement, lighting, and immersive environmental storytelling before even leaving the airport.

- Calmness and Relaxation
- Wonder and Awe
- Ocean-Inspired Tranquility
- Luxury and Comfort
- Curiosity and Excitement
- Memorable Arrival & Departure Journey
- Emotional Connection to Bohol's Marine Environment

A NEW GLOBAL BENCHMARK FOR AIRPORT ARCHITECTURE

- First airport integrating immersive oceanic architecture at a global scale
- Redefines how airports connect emotion, tourism, and sustainability
- Creates a new generation of experiential transportation hubs
- Positions the Philippines as a leader in innovative airport design
- Enhances international tourism appeal of Bohol and the Philippines
- Combines architecture, ecology, tourism, and technology into one iconic destination

WHY THE WHALE SHARK IS THE PERFECT AIRPORT CHARACTER

- Creates an unforgettable first impression for international travelers
- Gives passengers a calm, immersive, luxurious, and relaxing arrival experience
- Represents the ecological richness of Bohol
- Strengthens tourism branding and cultural identity
- Creates emotional connection before entering or departing Bohol
- Serves as a global benchmark for experiential airport architecture
- Promotes environmental awareness through design



THE WORLD'S FIRST OCEANIC EXPERIENCE AIRPORT

INNOVATIVE FEATURES

- WORLD'S FIRST AIRPORT WITH A FULL COMPLEX AQUARIUM EXPERIENCE
- IMMERSIVE MARINE BIODIVERSITY ENVIRONMENT
- ORIGINAL FLOWING WATER FLOOR WAYFINDING SYSTEM
- INTERACTIVE WATER NAVIGATION PATHS
- CLIMATE-RESPONSIVE ARCHITECTURAL SYSTEMS
- SUSTAINABLE PASSIVE COOLING STRATEGIES
- SMART ENVIRONMENTAL TECHNOLOGIES
- BIOPHILIC AIRPORT INTERIOR DESIGN
- NATURE-INTEGRATED PASSENGER SPACES
- ENERGY-EFFICIENT SYSTEMS
- RAINWATER HARVESTING AND WATER RECYCLING
- RENEWABLE ENERGY INTEGRATION



THE FLOWING WATER FLOOR acts as a symbolic ocean current guiding passengers naturally through the airport while creating sensory and visual relaxation.

SUPPORTING THE SUSTAINABLE DEVELOPMENT GOALS

- 6 CLEAN WATER AND SANITATION**: Clean water management and conservation
- 7 AFFORDABLE AND CLEAN ENERGY**: Renewable energy and energy efficiency
- 9 INDUSTRY, INNOVATION AND INFRASTRUCTURE**: Resilient and innovative infrastructure
- 11 SUSTAINABLE CITIES AND COMMUNITIES**: Sustainable, safe and inclusive communities
- 12 RESPONSIBLE CONSUMPTION AND PRODUCTION**: Responsible resource use and waste management
- 13 CLIMATE ACTION**: Climate resilience and carbon reduction
- 14 LIFE BELOW WATER**: Marine conservation and ecosystem protection
- 15 LIFE ON LAND**: Terrestrial ecosystem protection and biodiversity



Supports marine conservation awareness



Promotes resilient infrastructure



Encourages eco-tourism development



Enhances environmental education



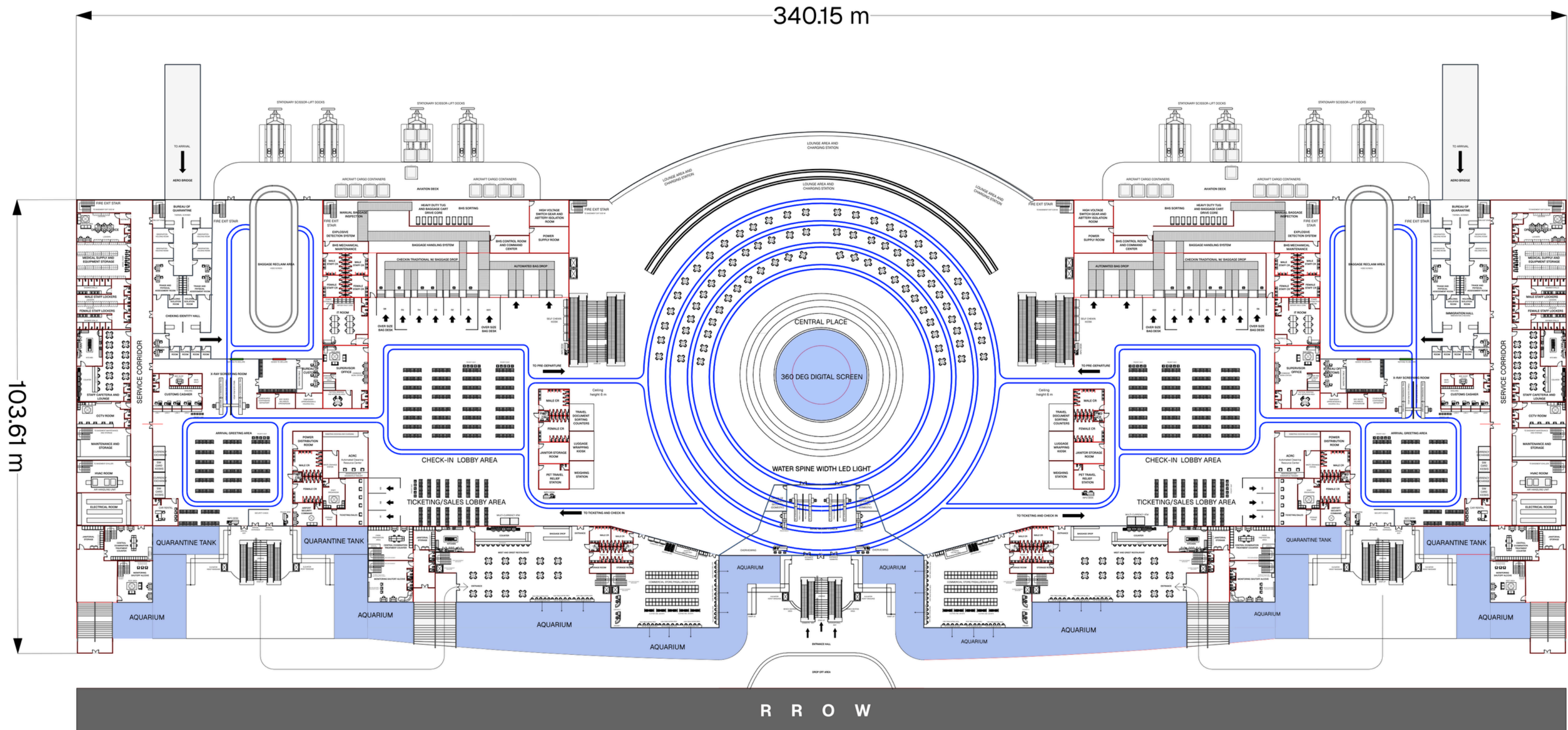
Reduces carbon footprint through smart systems



Integrates renewable and water-efficient technologies



Creates healthier and more human-centered airport environments



A GROUND FLOOR PLAN
1 38 SCALE 1:1000 MTS

AIRPORT ZONING & OPERATIONAL FLOW

SMART ZONING. SEAMLESS JOURNEY.

Domestic Terminal (Left) | Central Atrium (360°) | International Terminal (Right)

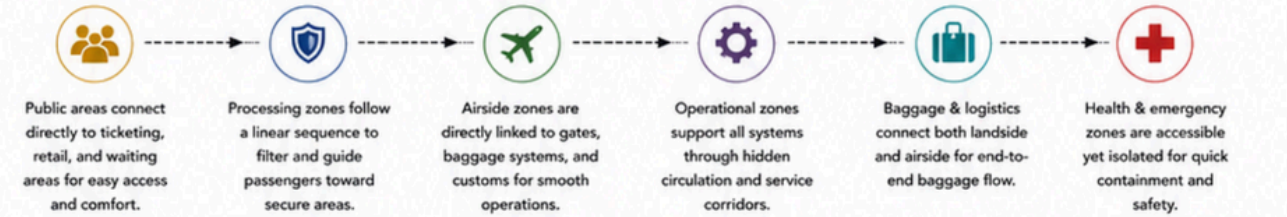
1. ZONING TYPES

<p>1 PUBLIC ZONE (LANDSIDE)</p> <p>Open to all. First point of contact for passengers and visitors.</p> <ul style="list-style-type: none"> Entrance Hall Ticketing / Sales Meet & Greet Area Restaurants & Shops Lounges & Viewing Areas Information Desk ATM & Services Aquarium & Atrium 	<p>2 SEMI-RESTRICTED ZONE (TRANSITIONAL SECURITY)</p> <p>Buffer zone for processing and screening before entering secure areas.</p> <ul style="list-style-type: none"> Initial Security Check Pre-Screening (X-Ray, Thermal Scan) Check-In & Bag Drop Immigration Queuing Travel Document Check Luggage Wrapping Weighing Stations Self Check-In Kiosks 	<p>3 RESTRICTED AIRSIDE ZONE (SECURED)</p> <p>Secured areas for departures and arrivals. Access granted only to cleared passengers and authorized personnel.</p> <ul style="list-style-type: none"> Departure Lounges Boarding Gates & Bridges Baggage Reclaim Immigration (Intl.) Customs Inspection Quarantine Holding / Isolation Rooms Arrival & Exit Areas 	<p>4 OPERATIONAL SUPPORT ZONE (BACK-OF-HOUSE)</p> <p>Staff-only areas that support airport systems, operations and passenger experience.</p> <ul style="list-style-type: none"> Offices & Control Rooms IT, CCTV, Electrical Rooms HVAC & Utilities Maintenance & Storage Staff Lockers & Facilities Security Command Center Service Corridors Breakrooms & Support 	<p>5 BAGGAGE & LOGISTICS ZONE (AIRCRAFT & SYSTEMS)</p> <p>Handles all baggage movement and aircraft support operations.</p> <ul style="list-style-type: none"> Baggage Handling System Explosive Detection Sorting & Inspection Cargo & Containers Tug & Cart Operations Scissor-Lift Docks Aircraft Loading / Unloading 	<p>6 HEALTH, SAFETY & EMERGENCY ZONE</p> <p>Areas dedicated to health screening, emergencies and passenger safety.</p> <ul style="list-style-type: none"> Quarantine & Triage Treatment Counters Isolation Rooms Observation Rooms Medical Storage Emergency Exits Fire Exit Stairs
---	--	--	--	--	---

2. WHY SPACES ARE LOCATED THERE

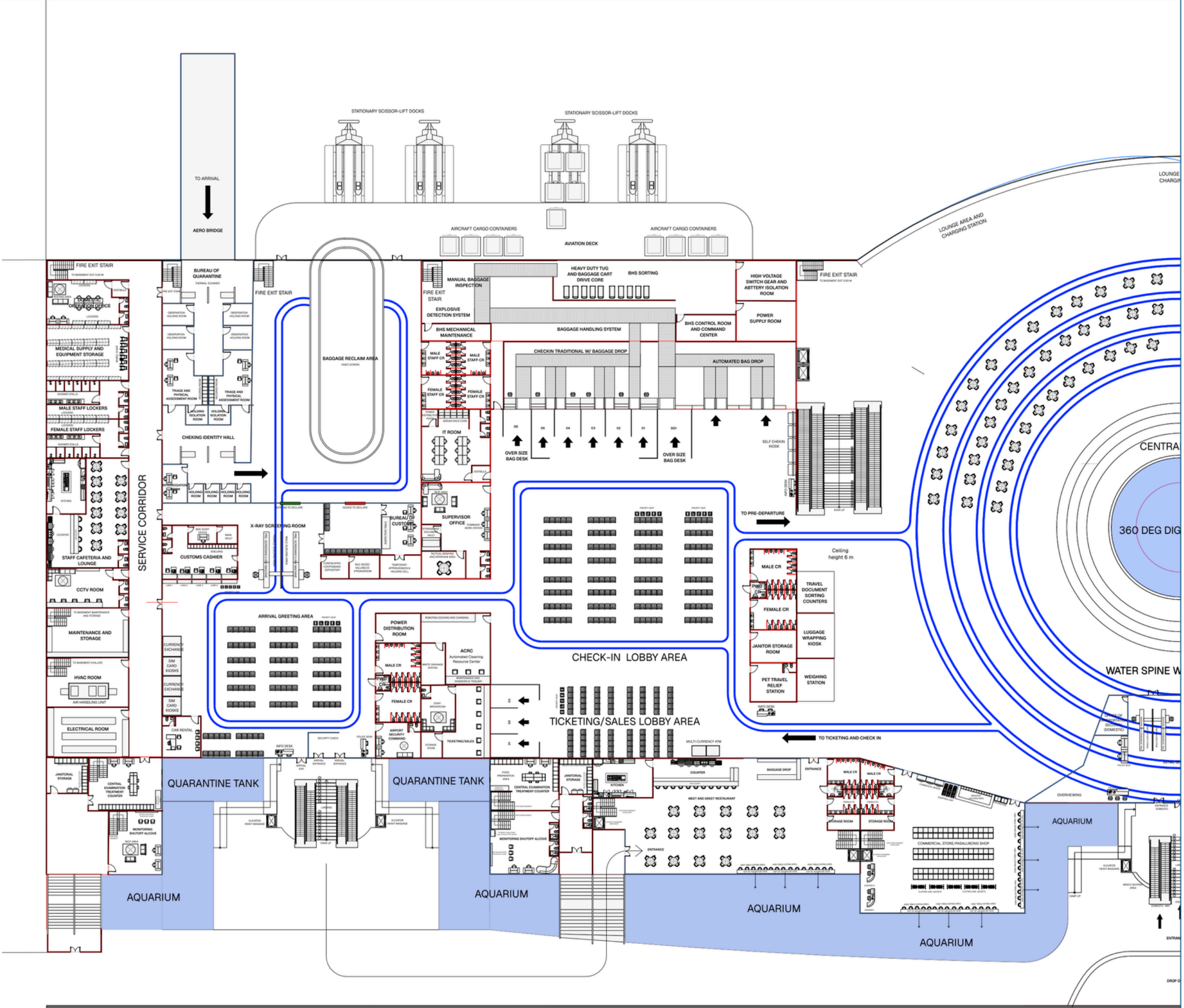
<p>1</p> <p>Front and center for maximum accessibility, high foot traffic, orientation before security, and strong first impression.</p>	<p>2</p> <p>Acts as a buffer to filter and control passengers progressively before entering secured airside areas.</p>	<p>3</p> <p>Directly connected to gates, immigration, customs, and baggage systems, for efficient processing and compliance with regulations.</p>	<p>4</p> <p>Placed behind the scenes to support operations without interfering with passenger flow. Ensures efficient maintenance and quick response.</p>	<p>5</p> <p>Near aircraft apron and logistics corridors for fast, secure and efficient transfer between terminal and aircraft.</p>	<p>6</p> <p>Strategically located near arrival and screening areas for immediate response to health or security emergencies.</p>
---	---	--	--	---	---

3. RELATIONSHIP BETWEEN ZONES



4. PASSENGER OPERATIONAL FLOW

<p>DEPARTURE FLOW DOMESTIC</p> <ol style="list-style-type: none"> Entrance / Drop-off Check-In & Bag Drop Security Screening Waiting Lounge Boarding Gate Aerobridge Aircraft 	<p>DEPARTURE FLOW INTERNATIONAL</p> <ol style="list-style-type: none"> Entrance / Drop-off Check-In & Bag Drop Immigration Security Screening Customs Clearance Departure Lounge Boarding Gate Aerobridge Aircraft 	<p>ARRIVAL FLOW DOMESTIC</p> <ol style="list-style-type: none"> Aircraft Arrival Arrival Corridor Baggage Claim Arrival Exit Meet & Greet Area 	<p>ARRIVAL FLOW INTERNATIONAL</p> <ol style="list-style-type: none"> Aircraft Arrival Immigration Baggage Claim Customs Inspection Arrival Hall Exit / Meet & Greet
---	--	--	--



R R

AIRPORT ZONING & OPERATIONAL FLOW

SMART ZONING. SEAMLESS JOURNEY.

Domestic Terminal (Left) | Central Atrium (360°) | International Terminal (Right)

1. ZONING TYPES

<p>1 PUBLIC ZONE (LANDSIDE)</p> <p>Open to all. First point of contact for passengers and visitors.</p> <ul style="list-style-type: none"> Entrance Hall Ticketing / Sales Meet & Greet Area Restaurants & Shops Lounges & Viewing Areas Information Desk ATM & Services Aquarium & Atrium 	<p>2 SEMI-RESTRICTED ZONE (TRANSITIONAL SECURITY)</p> <p>Buffer zone for processing and screening before entering secure areas.</p> <ul style="list-style-type: none"> Initial Security Check Pre-Screening (X-Ray, Thermal Scan) Check-In & Bag Drop Immigration Queuing Travel Document Check Luggage Wrapping Weighing Stations Self Check-In Kiosks 	<p>3 RESTRICTED AIRSIDE ZONE (SECURED)</p> <p>Secured areas for departures and arrivals. Access granted only to cleared passengers and authorized personnel.</p> <ul style="list-style-type: none"> Departure Lounges Boarding Gates & Bridges Baggage Reclaim Immigration (Intl.) Customs Inspection Quarantine Holding / Isolation Rooms Arrival & Exit Areas 	<p>4 OPERATIONAL SUPPORT ZONE (BACK-OF-HOUSE)</p> <p>Staff-only areas that support airport systems, operations and passenger experience.</p> <ul style="list-style-type: none"> Offices & Control Rooms IT, CCTV, Electrical Rooms HVAC & Utilities Maintenance & Storage Staff Lockers & Facilities Security Command Center Service Corridors Breakrooms & Support 	<p>5 BAGGAGE & LOGISTICS ZONE (AIRCRAFT & SYSTEMS)</p> <p>Handles all baggage movement and aircraft support operations.</p> <ul style="list-style-type: none"> Baggage Handling System Explosive Detection Sorting & Inspection Cargo & Containers Tug & Cart Operations Scissor-Lift Docks Aircraft Loading / Unloading 	<p>6 HEALTH, SAFETY & EMERGENCY ZONE</p> <p>Areas dedicated to health screening, emergencies and passenger safety.</p> <ul style="list-style-type: none"> Quarantine & Triage Treatment Counters Isolation Rooms Observation Rooms Medical Storage Emergency Exits Fire Exit Stairs
---	--	--	--	--	---

2. WHY SPACES ARE LOCATED THERE

<p>1</p> <p>Front and center for maximum accessibility, high foot traffic, orientation before security, and strong first impression.</p>	<p>2</p> <p>Acts as a buffer to filter and control passengers progressively before entering secured airside areas.</p>	<p>3</p> <p>Directly connected to gates, immigration, customs, and baggage systems for efficient processing and compliance with regulations.</p>	<p>4</p> <p>Placed behind the scenes to support operations without interfering with passenger flow. Ensures efficient maintenance and quick response.</p>	<p>5</p> <p>Near aircraft apron and logistics corridors for fast, secure and efficient transfer between terminal and aircraft.</p>	<p>6</p> <p>Strategically located near arrival and screening areas for immediate response to health or security emergencies.</p>
---	---	---	--	---	---

3. RELATIONSHIP BETWEEN ZONES

Public areas connect directly to ticketing, retail, and waiting areas for easy access and comfort.

Processing zones follow a linear sequence to filter and guide passengers toward secure areas.

Airside zones are directly linked to gates, baggage systems, and customs for smooth operations.

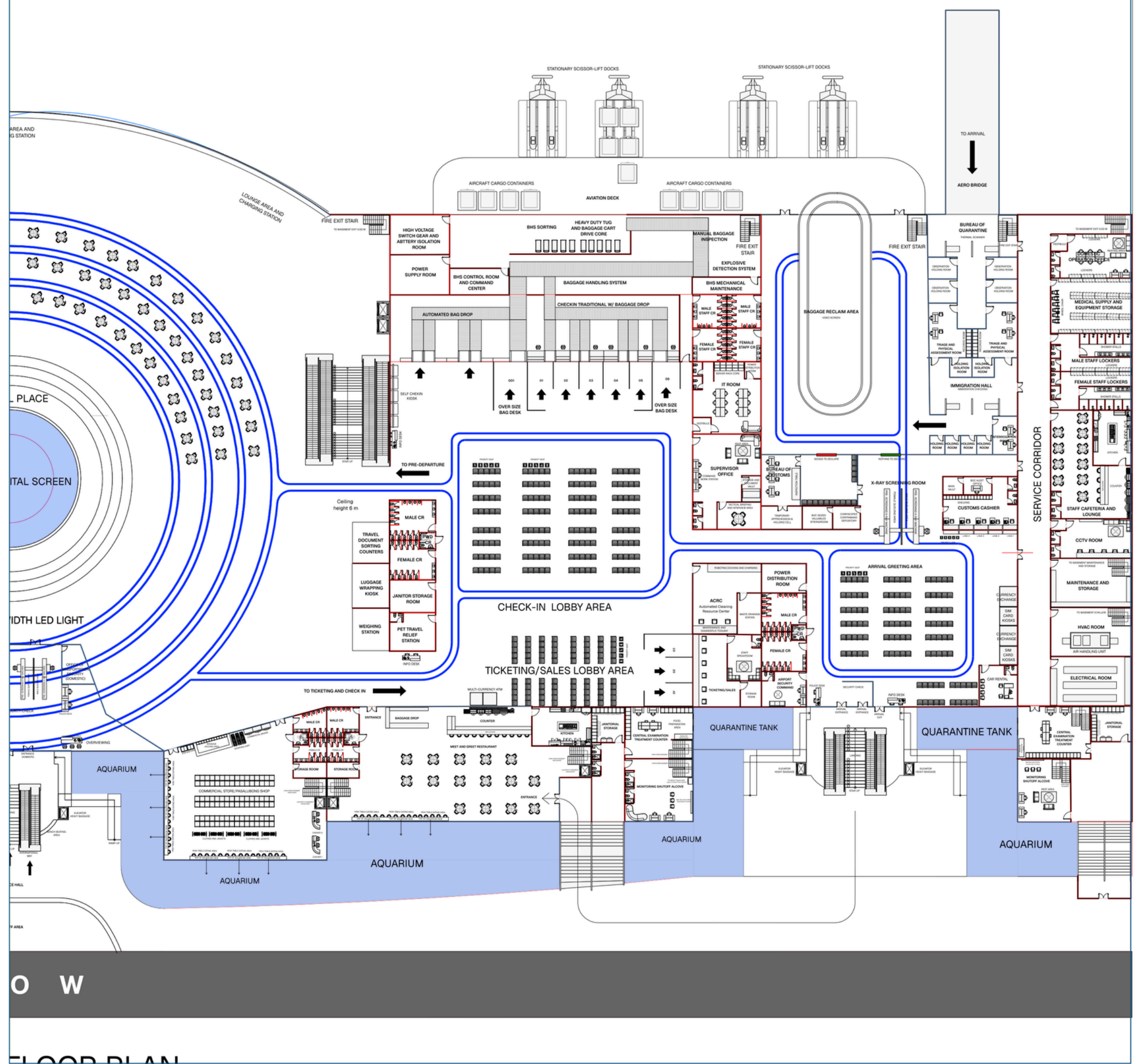
Operational zones support all systems through hidden circulation and service corridors.

Baggage & logistics connect both landside and airside for end-to-end baggage flow.

Health & emergency zones are accessible yet isolated for quick containment and safety.

4. PASSENGER OPERATIONAL FLOW

<p>DEPARTURE FLOW DOMESTIC</p> <ol style="list-style-type: none"> Entrance / Drop-off Check-In & Bag Drop Security Screening Waiting Lounge Boarding Gate Aerobridge Aircraft 	<p>DEPARTURE FLOW INTERNATIONAL</p> <ol style="list-style-type: none"> Entrance / Drop-off Check-In & Bag Drop Immigration Security Screening Customs Clearance Departure Lounge Boarding Gate Aerobridge Aircraft 	<p>ARRIVAL FLOW DOMESTIC</p> <ol style="list-style-type: none"> Aircraft Arrival Arrival Corridor Baggage Claim Arrival Exit Meet & Greet Area 	<p>ARRIVAL FLOW INTERNATIONAL</p> <ol style="list-style-type: none"> Aircraft Arrival Immigration Baggage Claim Customs Inspection Arrival Hall Exit / Meet & Greet
---	--	--	--



Elevated Resilience: 3.40m FFL Airport Strategy


Climate-Adaptive Passenger Movement & Flood-Responsive Design for Panglao Bohol International Airport

Elevated FFL Concept



- Elevated terminal platform minimizes flood vulnerability
- Improves operational continuity during extreme weather
- Enhances long-term climate resilience
- Strategic response to Panglao's coastal environment

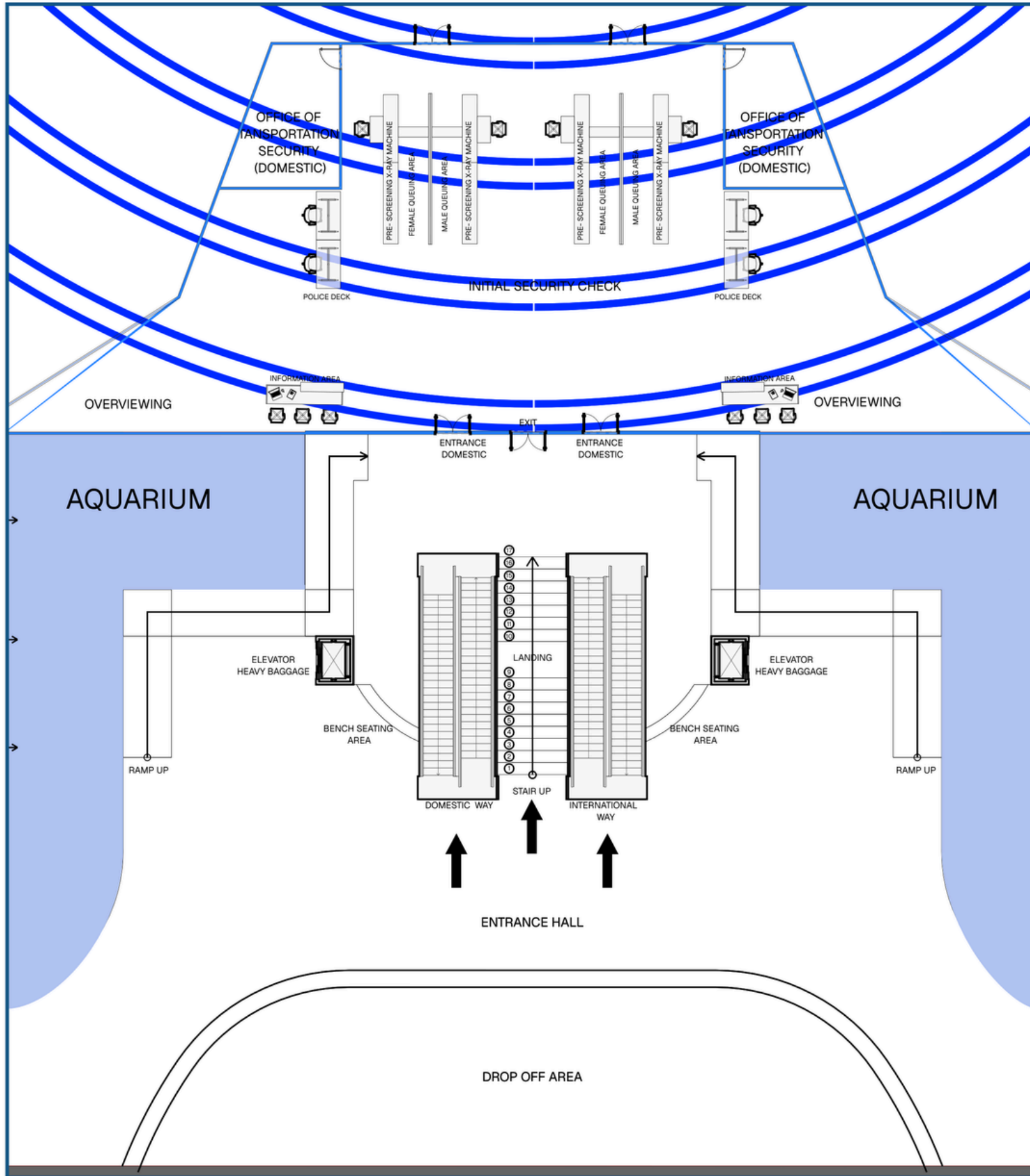
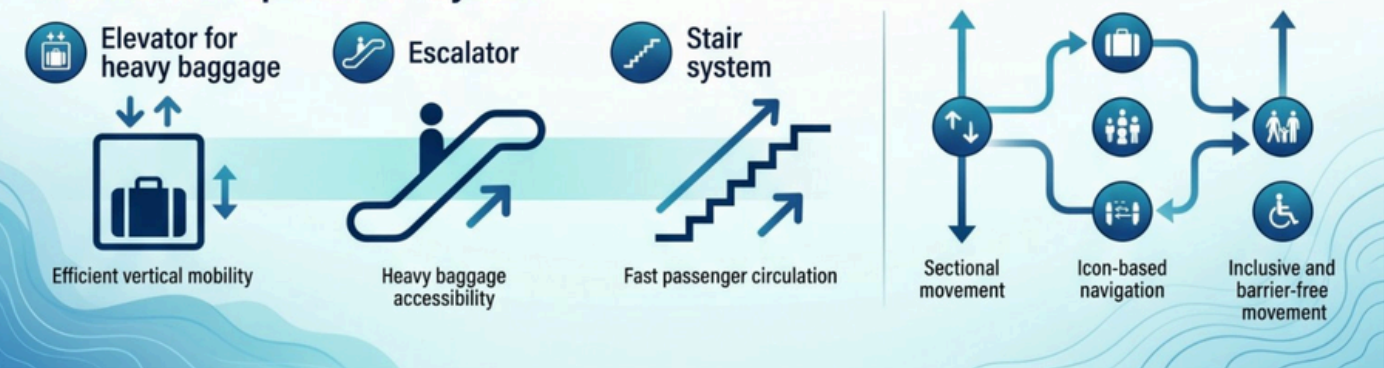
Long Ramp Circulation System



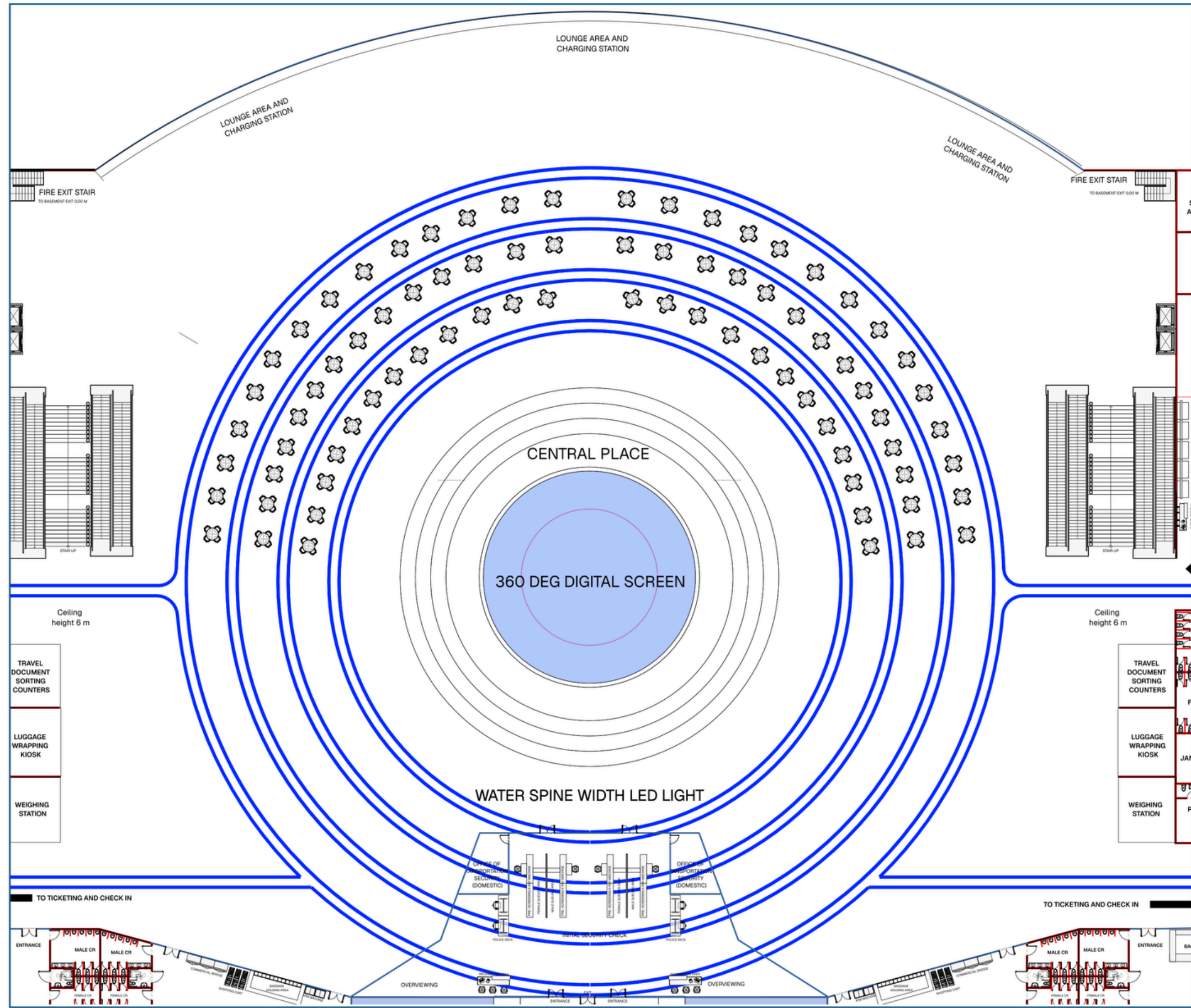
Aquarium Experience Zone



Vertical Transportation System

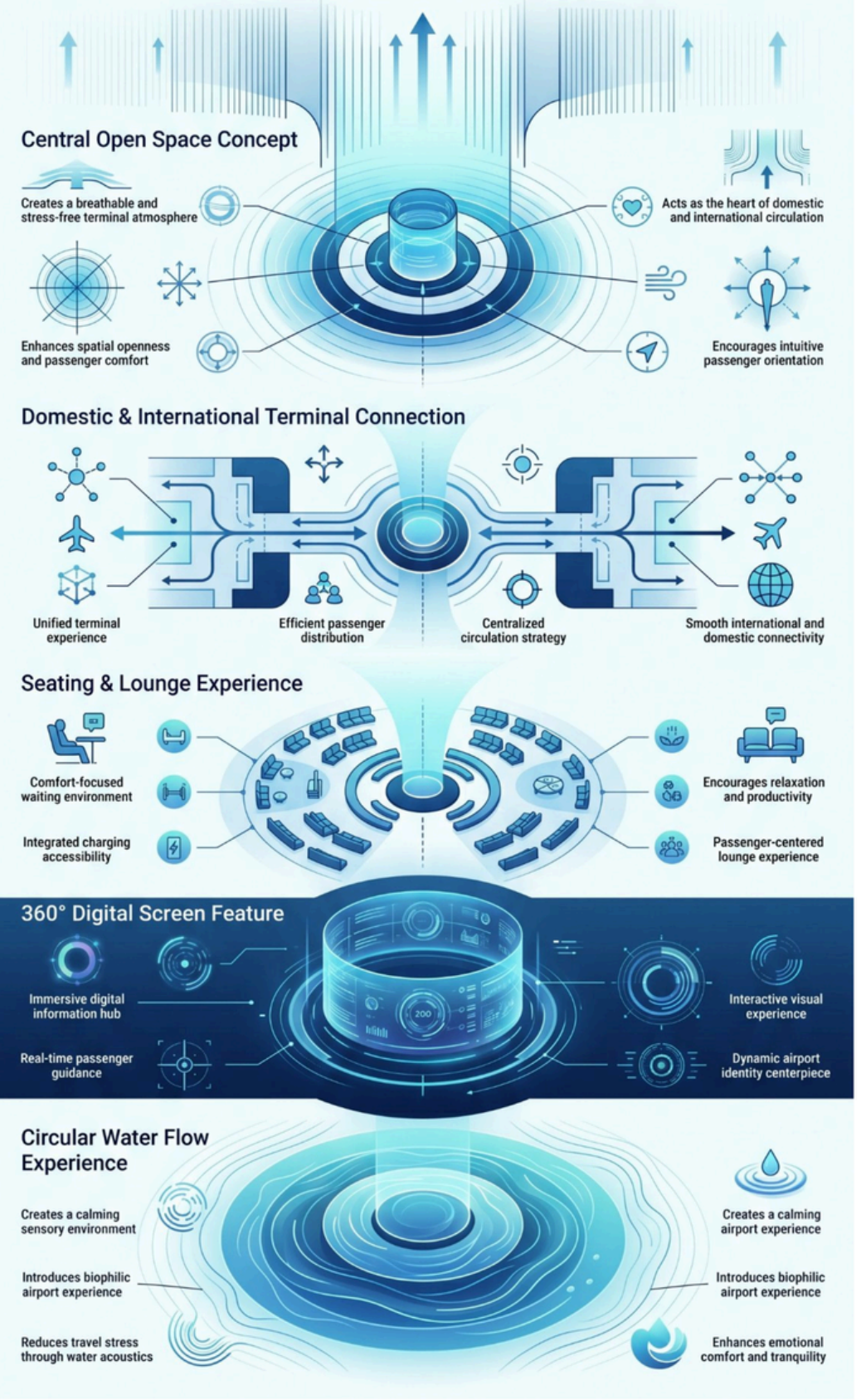


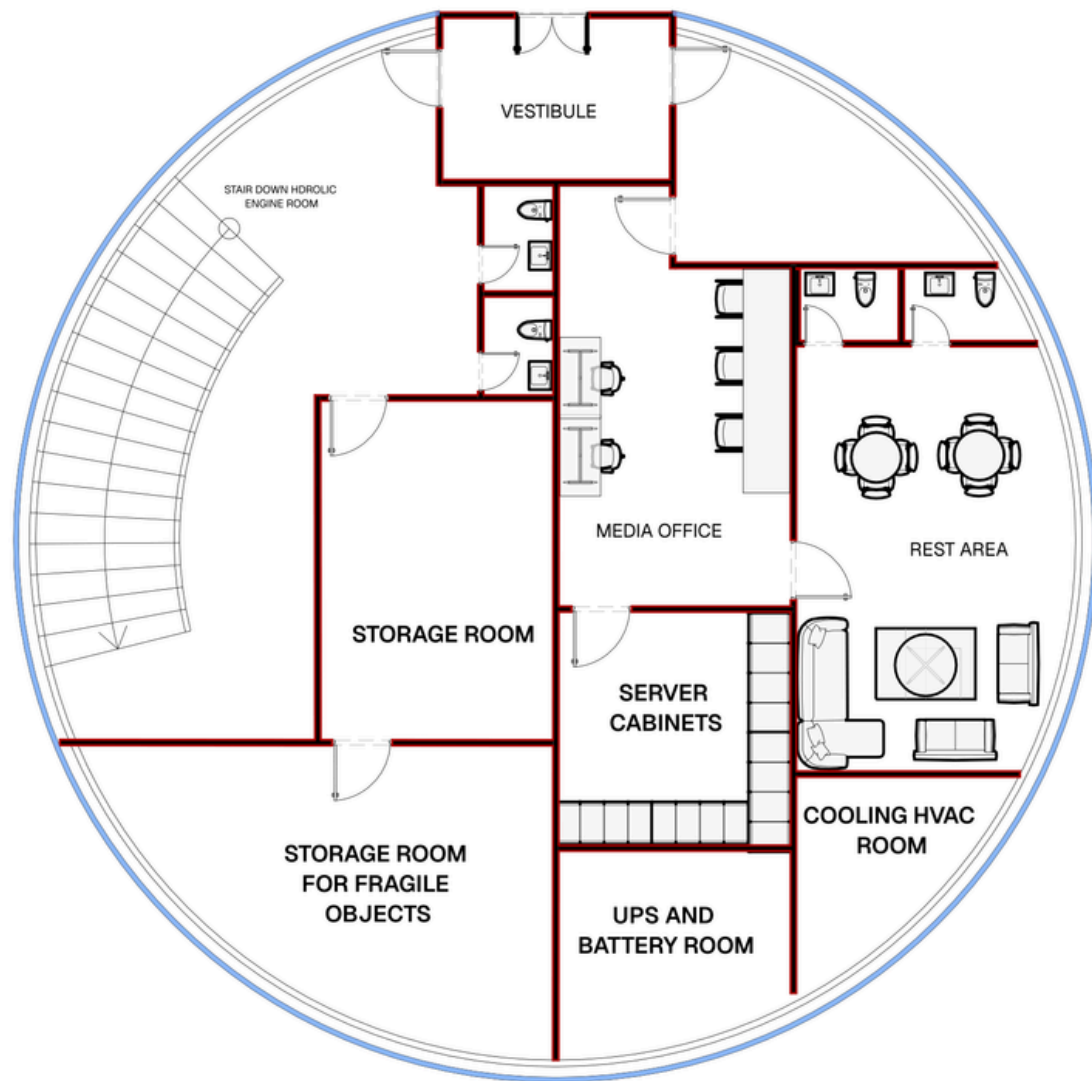
A ENTRANCE HALL BLOW-UP PLAN
4 38 SCALE 1:250 MTS



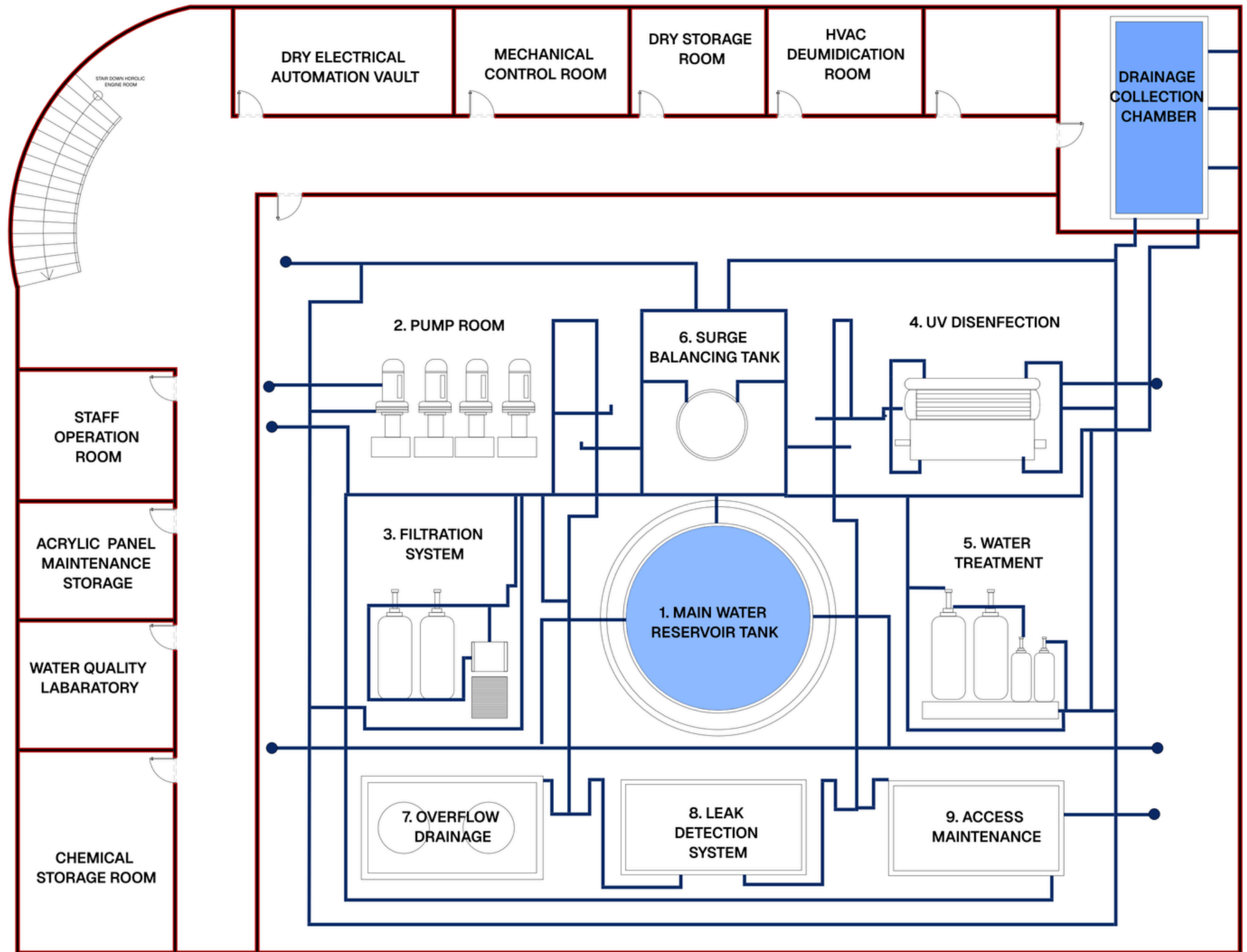
A CENTRAL HALL BLOW-UP PLAN
 5 38 SCALE 1:450 MTS

The Central Nexus: Immersive Passenger Experience Hub
 A Grand Open-Space Transition Core Between Domestic & International Terminals





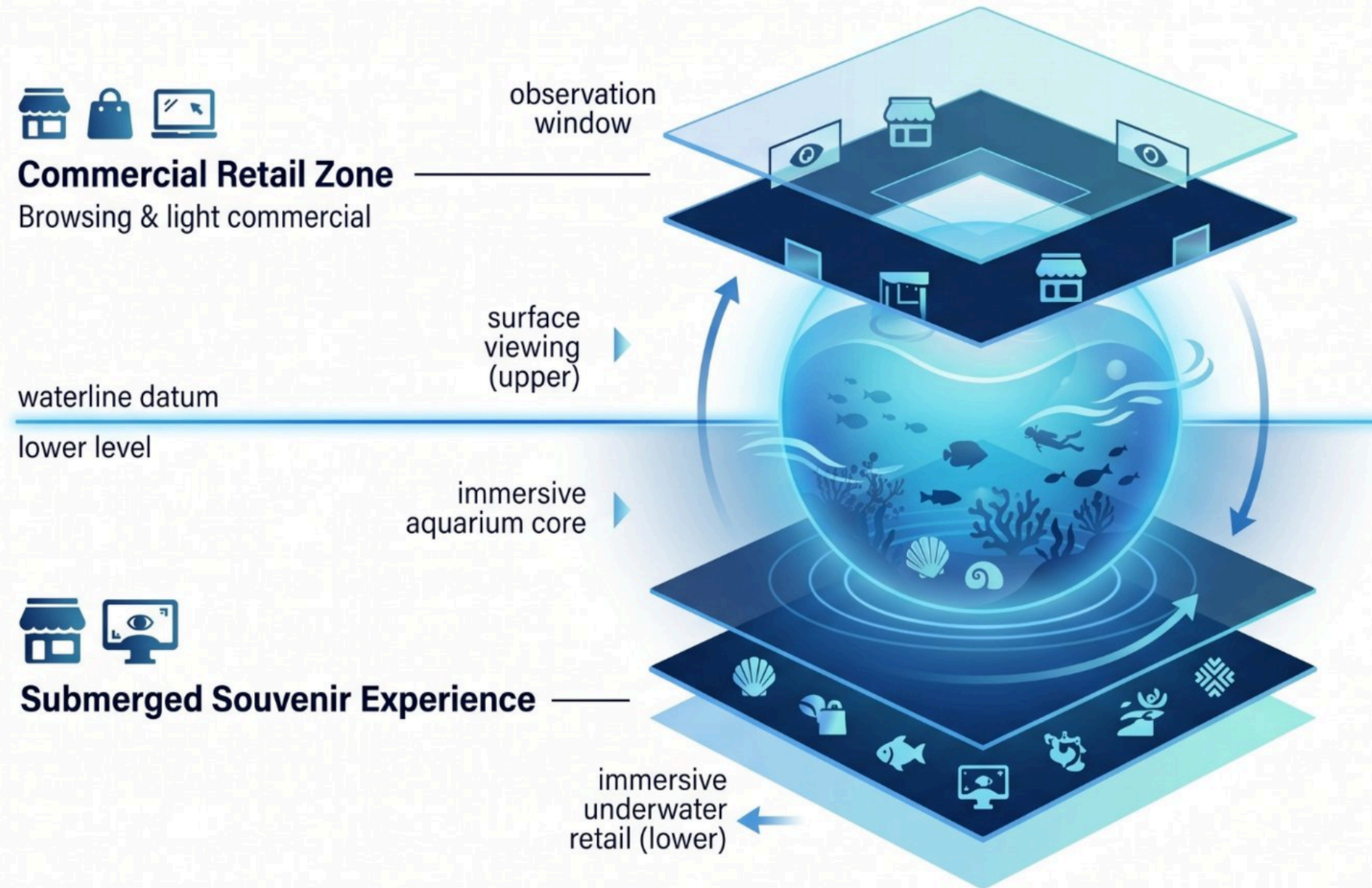
A DIGITAL ROOM PLAN
7 38 SCALE 1:150 MTS



A BASEMENT WATER UTILITY SYSTEM PLAN
7 38 SCALE 1:250 MTS

AQUARIUM RETAIL IMMERSION SYSTEM


DUAL-LEVEL COMMERCIAL EXPERIENCE

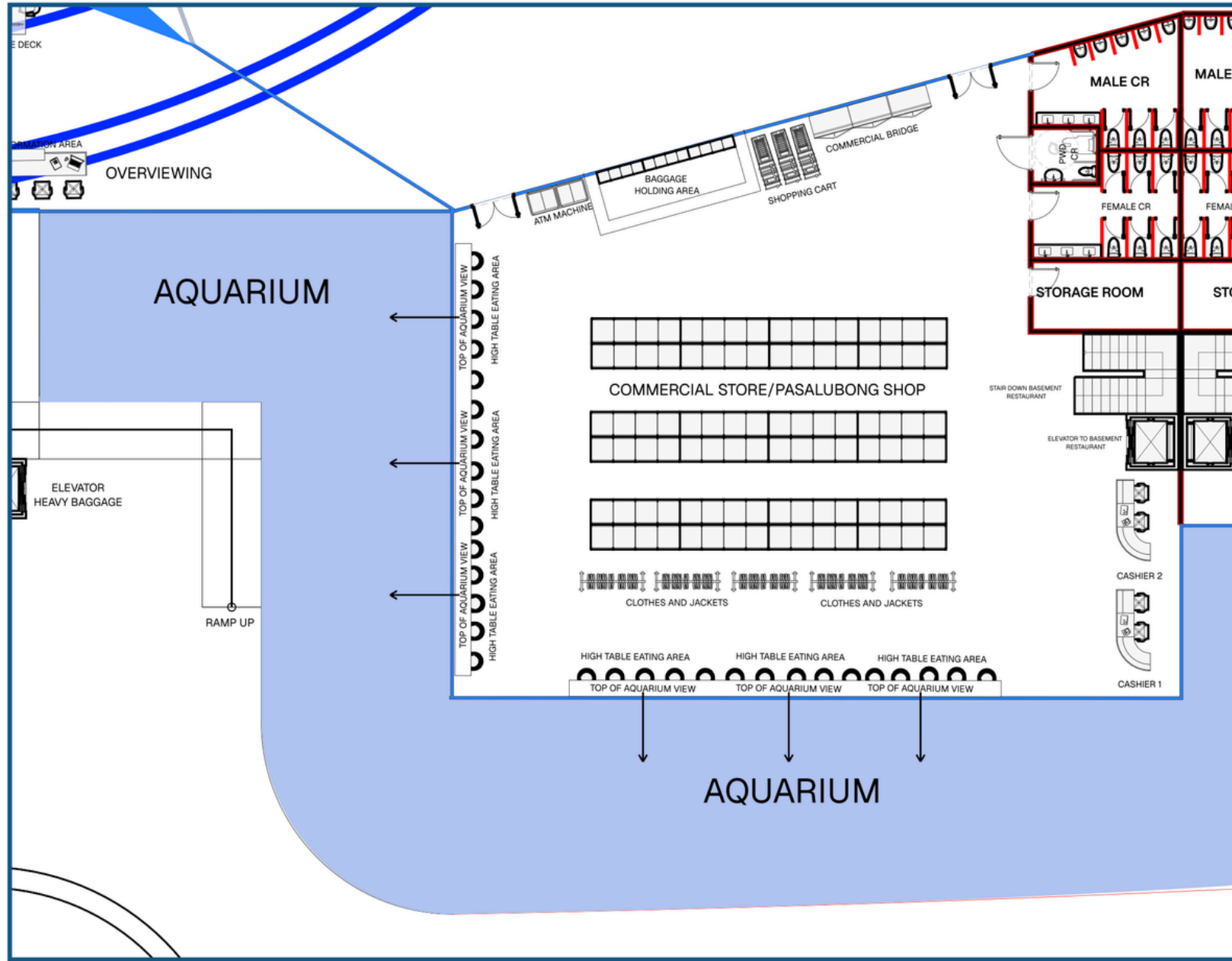


Commercial and Visitor Flow system

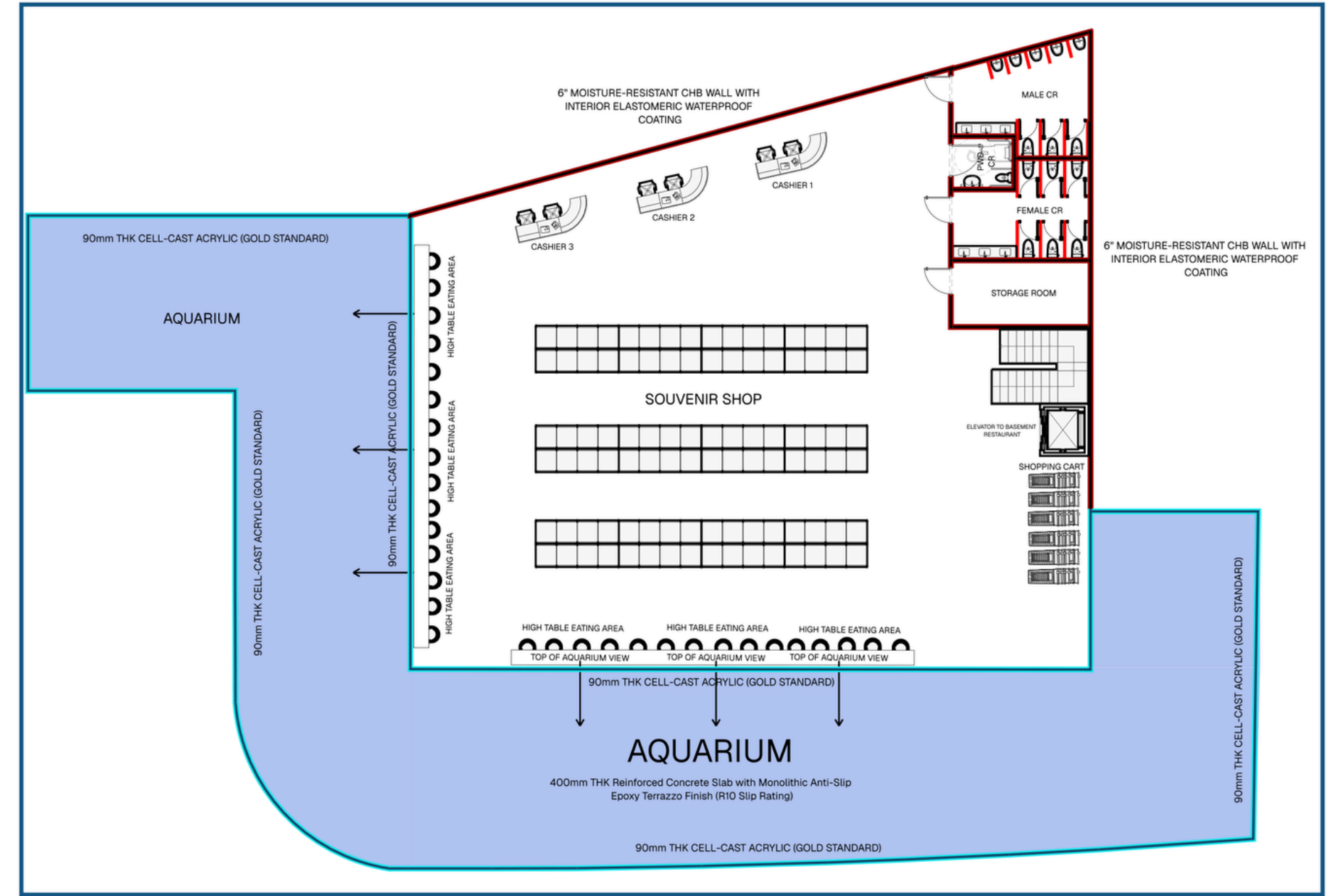


Souvenir identity layer (Panglao, Bohol)






A GROUND FLOOR COMMERCIAL STORE
 9 38 SCALE 1:250 MTS



A BASEMENT AQUARIUM COMMERCIAL STORE
 9 38 SCALE 1:250 MTS

FUTURISTIC AIRPORT AQUARIUM DINING SYSTEM



SURFACE DINING RESTAURANT

LIGHT, OPEN AND SOCIAL
DINING ATMOSPHERE

WATERLINE DIVIDER

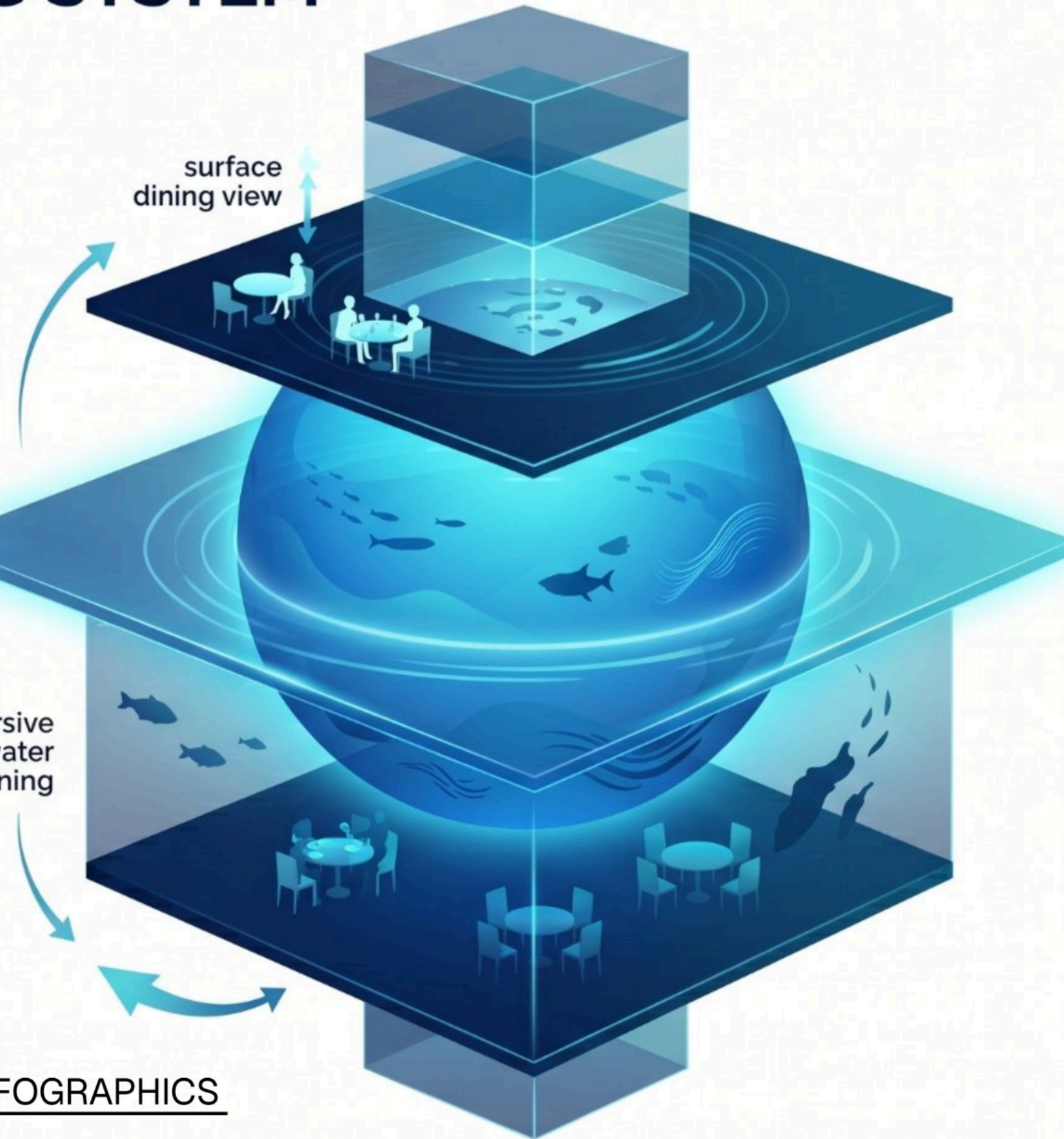


IMMERSIVE AQUARIUM DINING

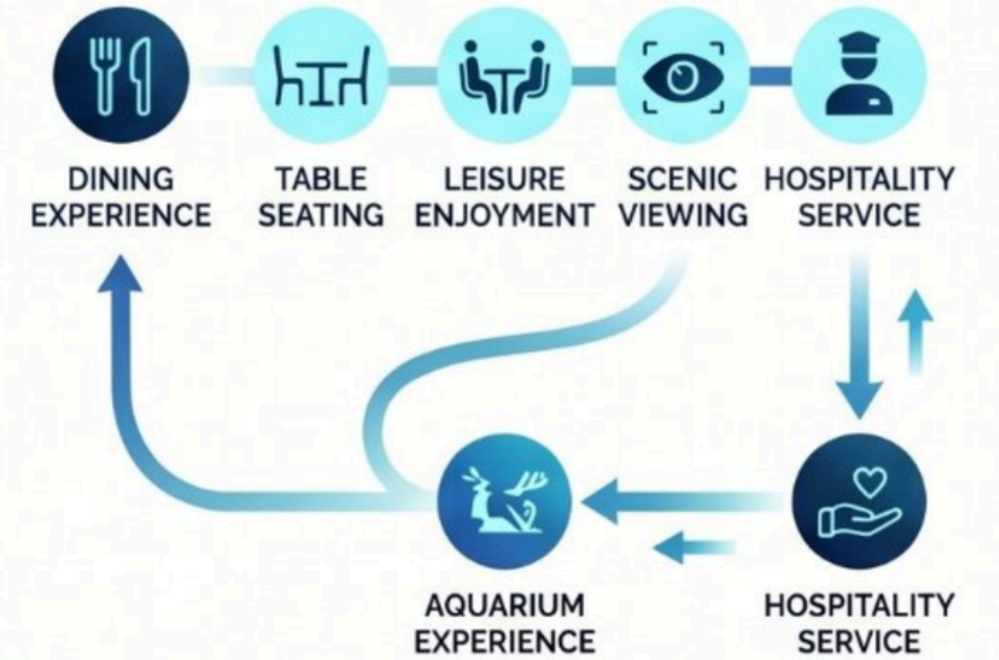
FULL PANORAMIC AQUARIUM VISIBILITY
EXPERIENCE
DEPTH, IMMERSION,
EXPERIENTIAL DINING

immersive
underwater
dining

surface
dining view

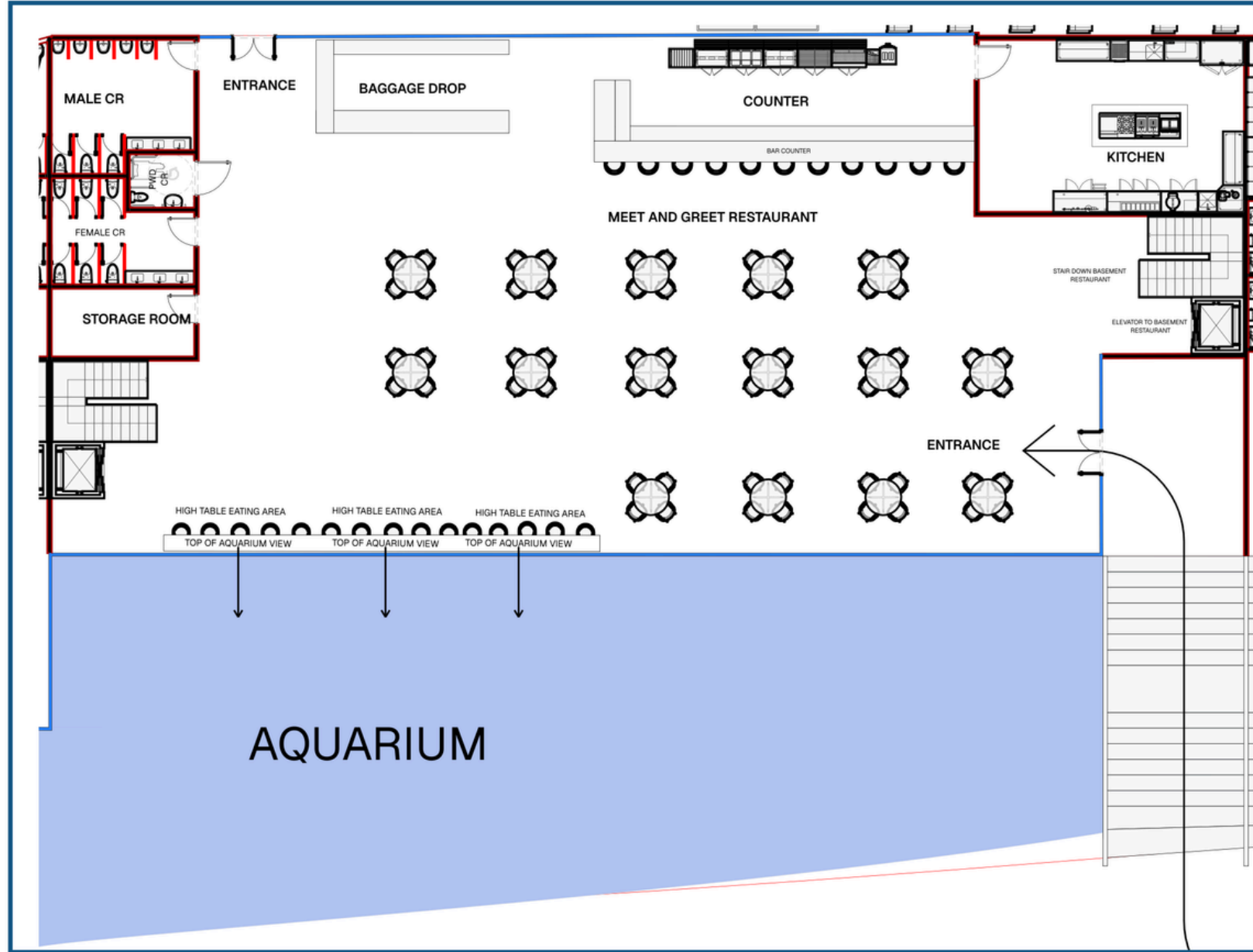


DINING EXPERIENCE FLOW SYSTEM

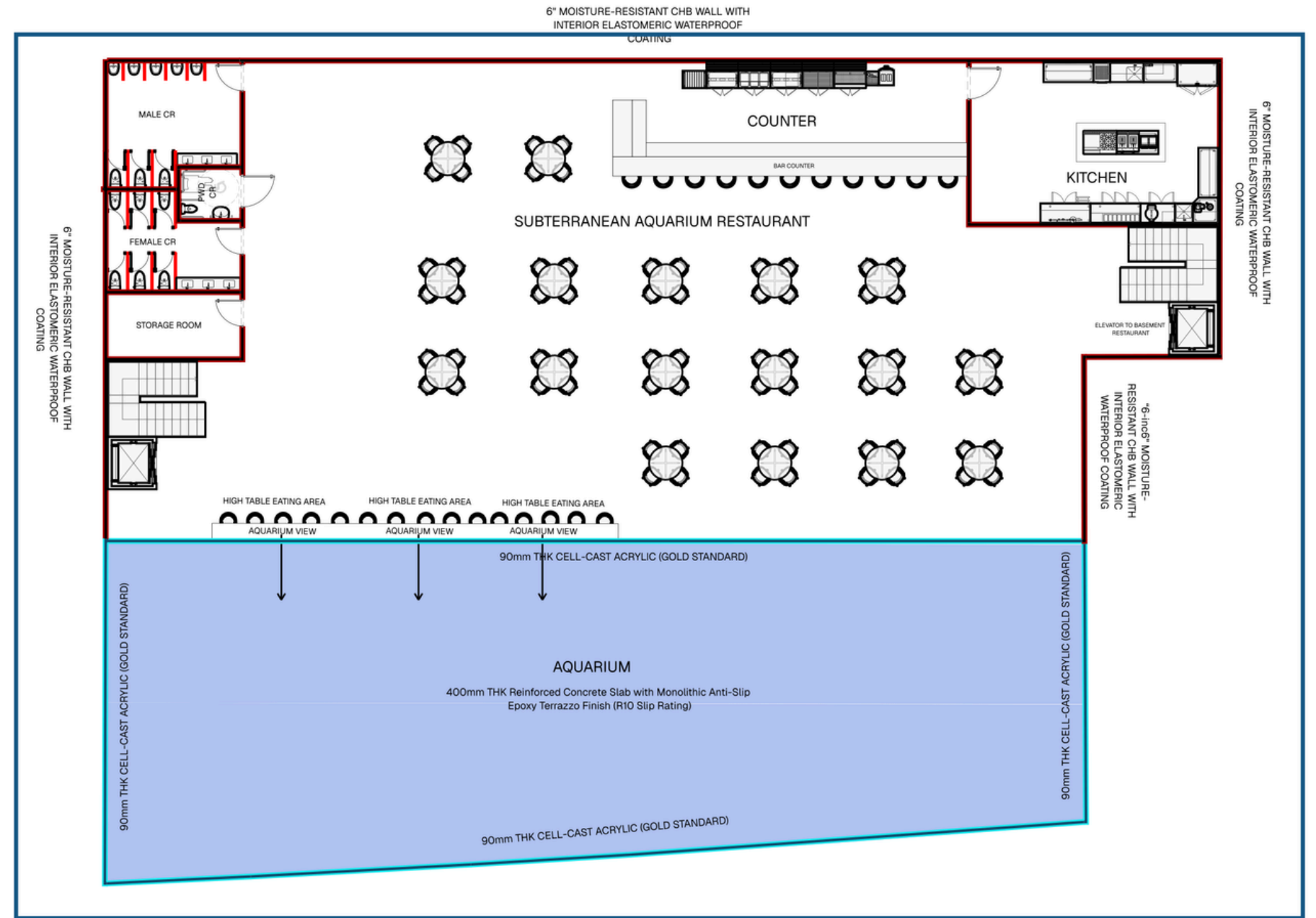


EXPERIENCE QUALITY LAYER



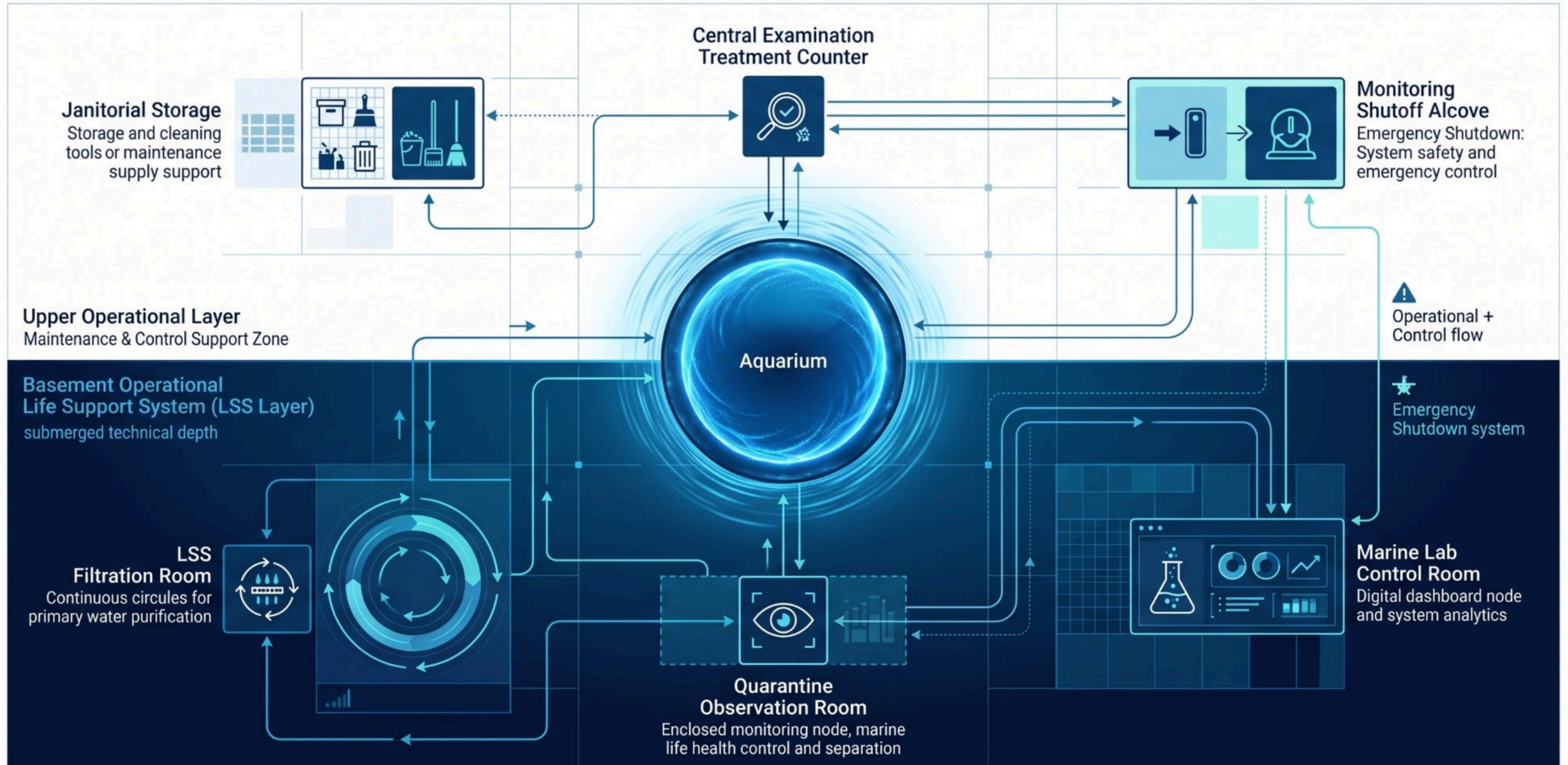


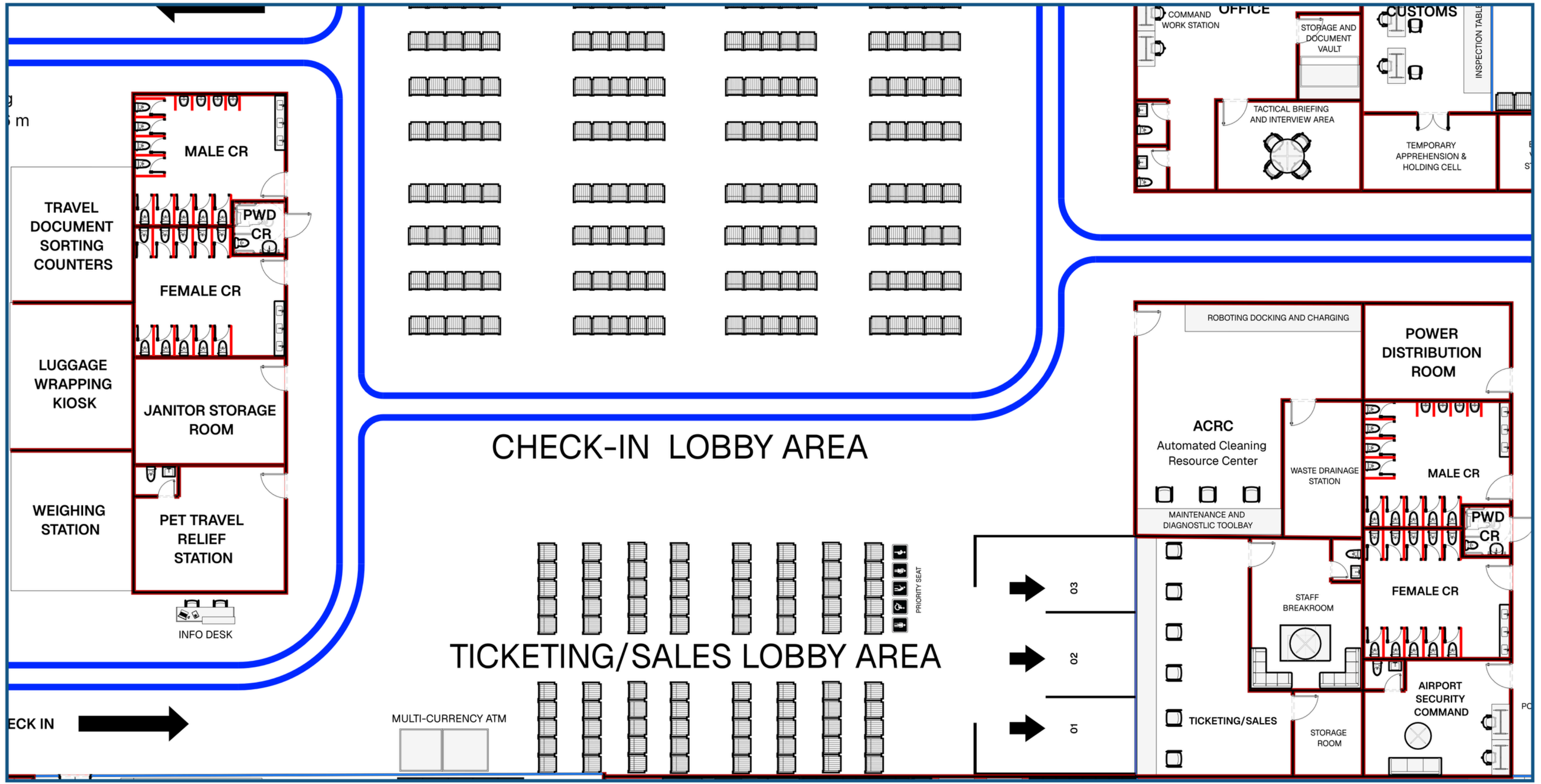
A GROUND FLOOR RESTAURANT
 11 38 SCALE 1:250 MTS



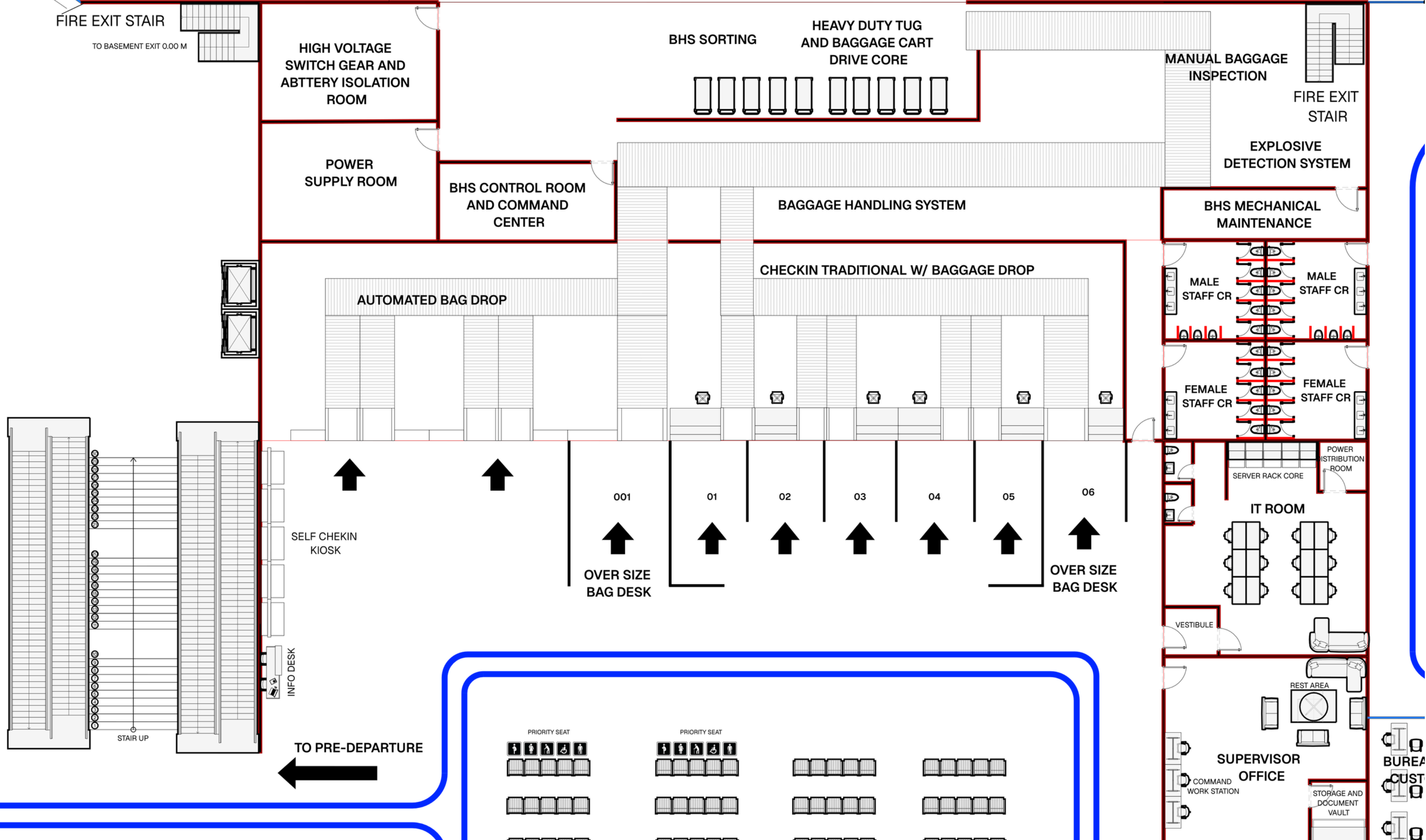
A BASEMENT AQUARIUM RESTAURANT
 11 38 SCALE 1:250 MTS

Aquarium Life Support & Operations System: Maintenance and Control Infrastructure





A GROUND FLOOR SPACE
 14 38 SCALE 1:200 MTS



FIRE EXIT STAIR

TO BASEMENT EXIT 0.00 M

HIGH VOLTAGE SWITCH GEAR AND ABTTERY ISOLATION ROOM

BHS SORTING

HEAVY DUTY TUG AND BAGGAGE CART DRIVE CORE

MANUAL BAGGAGE INSPECTION

FIRE EXIT STAIR

EXPLOSIVE DETECTION SYSTEM

POWER SUPPLY ROOM

BHS CONTROL ROOM AND COMMAND CENTER

BAGGAGE HANDLING SYSTEM

BHS MECHANICAL MAINTENANCE

CHECKIN TRADITIONAL W/ BAGGAGE DROP

AUTOMATED BAG DROP

MALE STAFF CR

MALE STAFF CR

FEMALE STAFF CR

FEMALE STAFF CR

SERVER RACK CORE

POWER DISTRIBUTION ROOM

IT ROOM

VESTIBULE

REST AREA

SUPERVISOR OFFICE

COMMAND WORK STATION

BUREAU

CUSTOMER SERVICE

STORAGE AND DOCUMENT VAULT

SELF CHEKIN KIOSK

INFO DESK

TO PRE-DEPARTURE

001

01

02

03

04

05

06

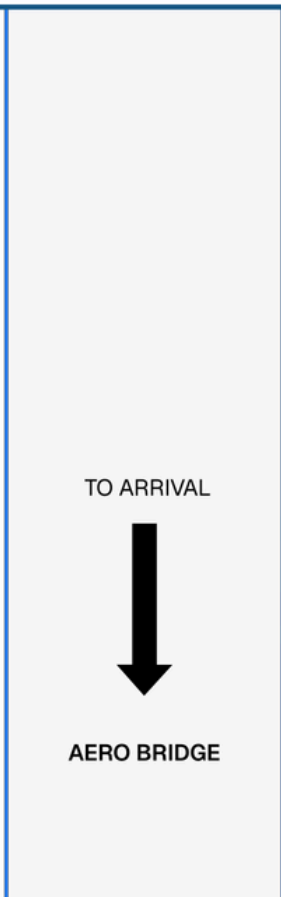
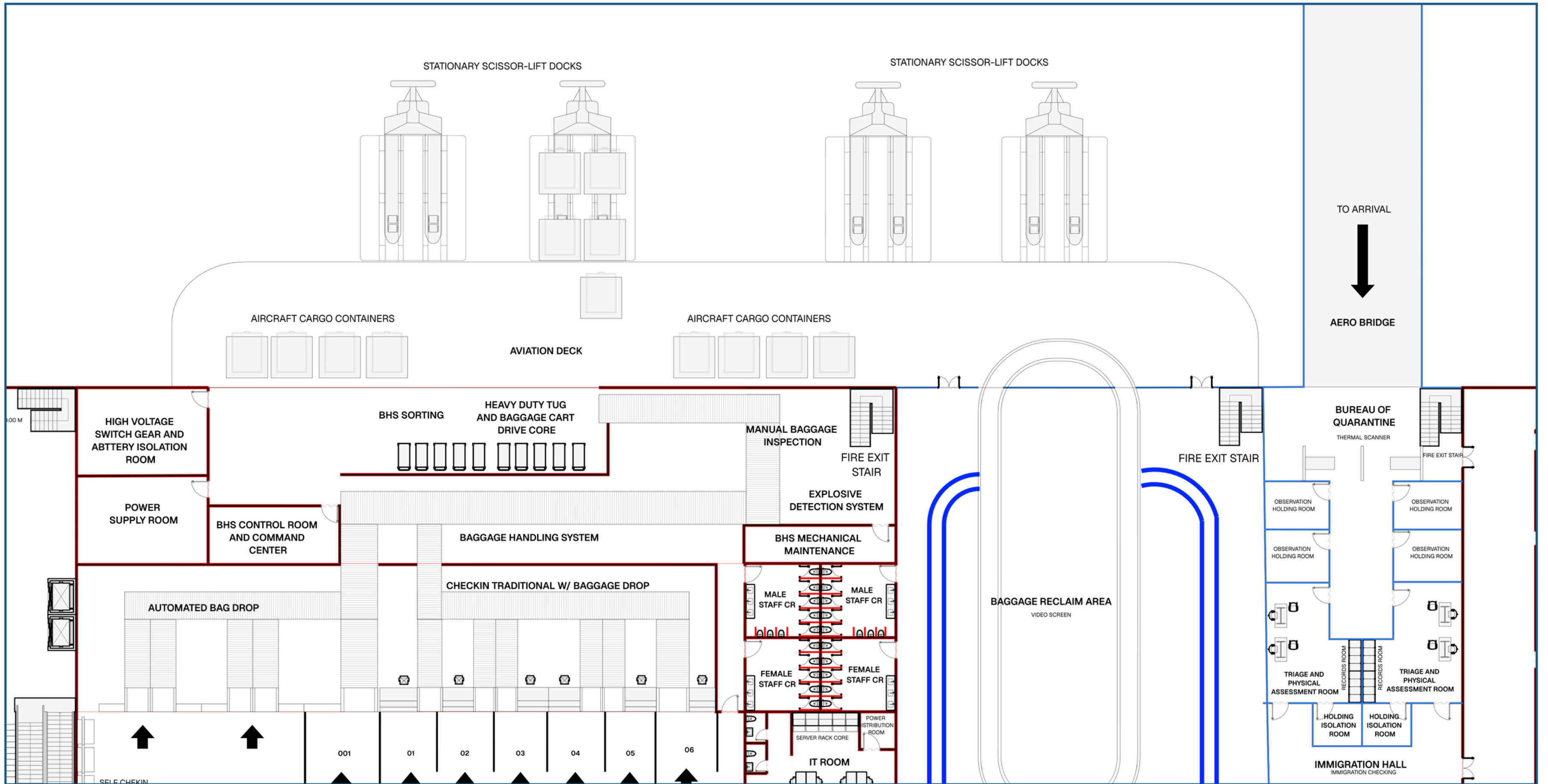
OVER SIZE BAG DESK

OVER SIZE BAG DESK

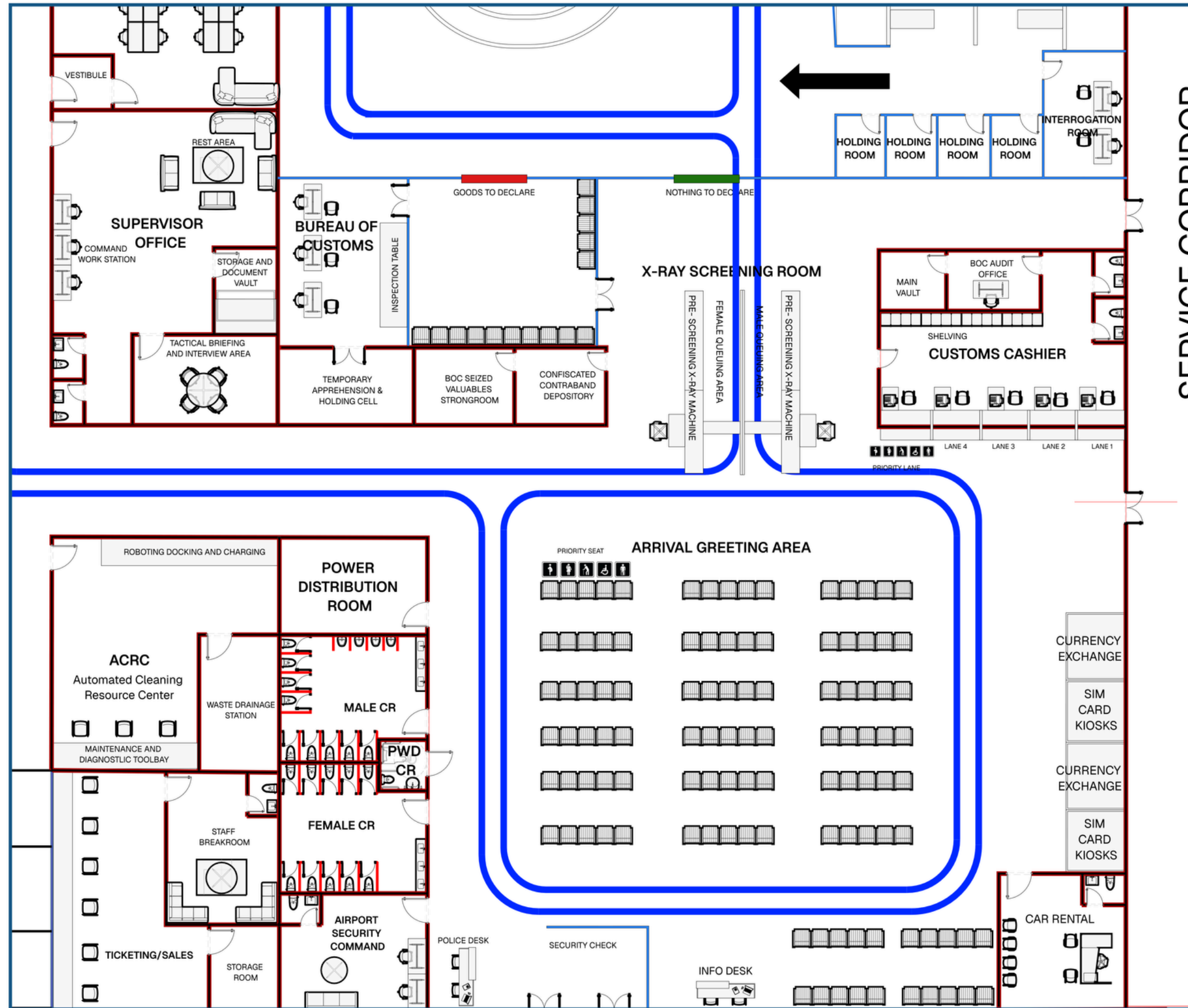
PRIORITY SEAT

PRIORITY SEAT

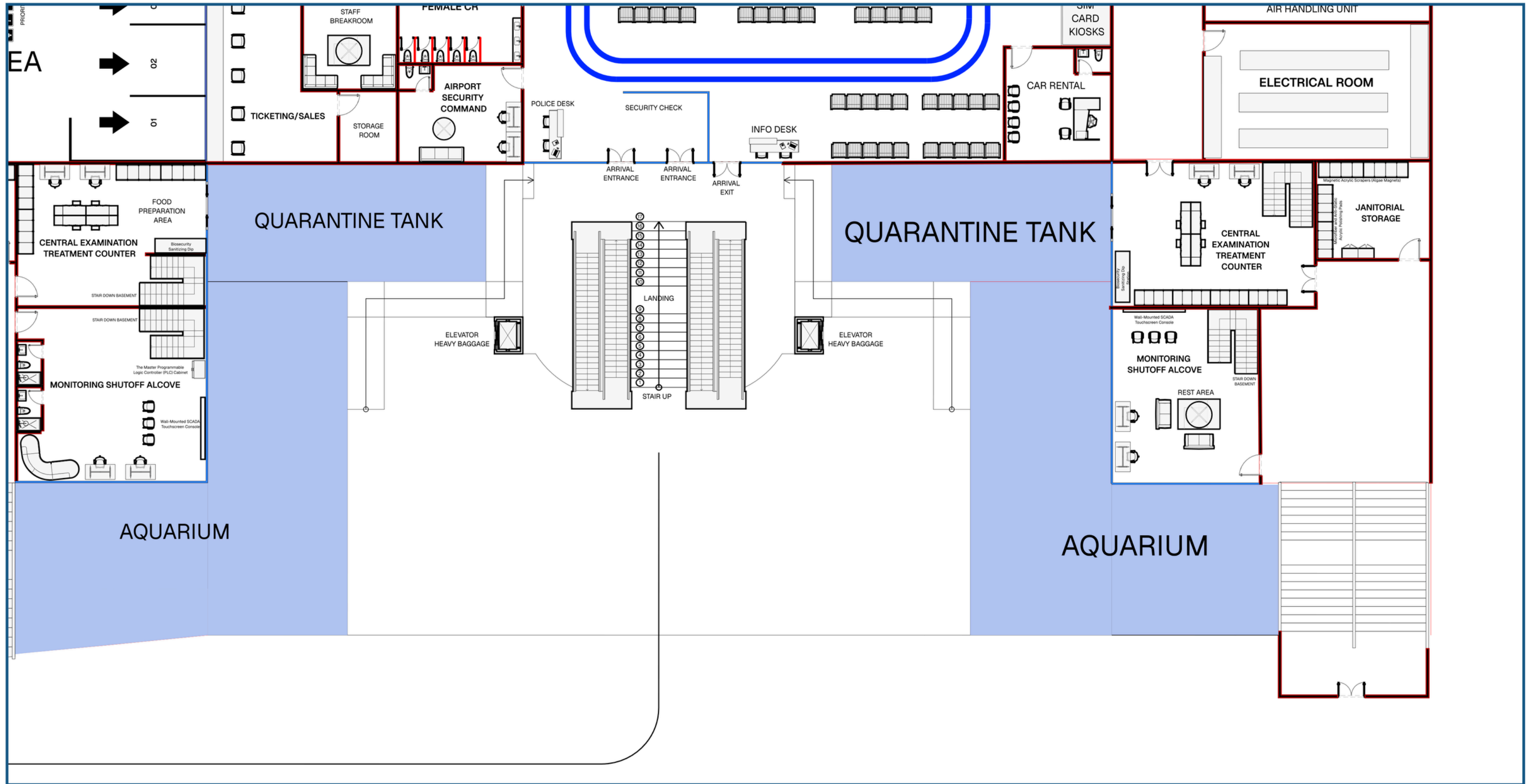




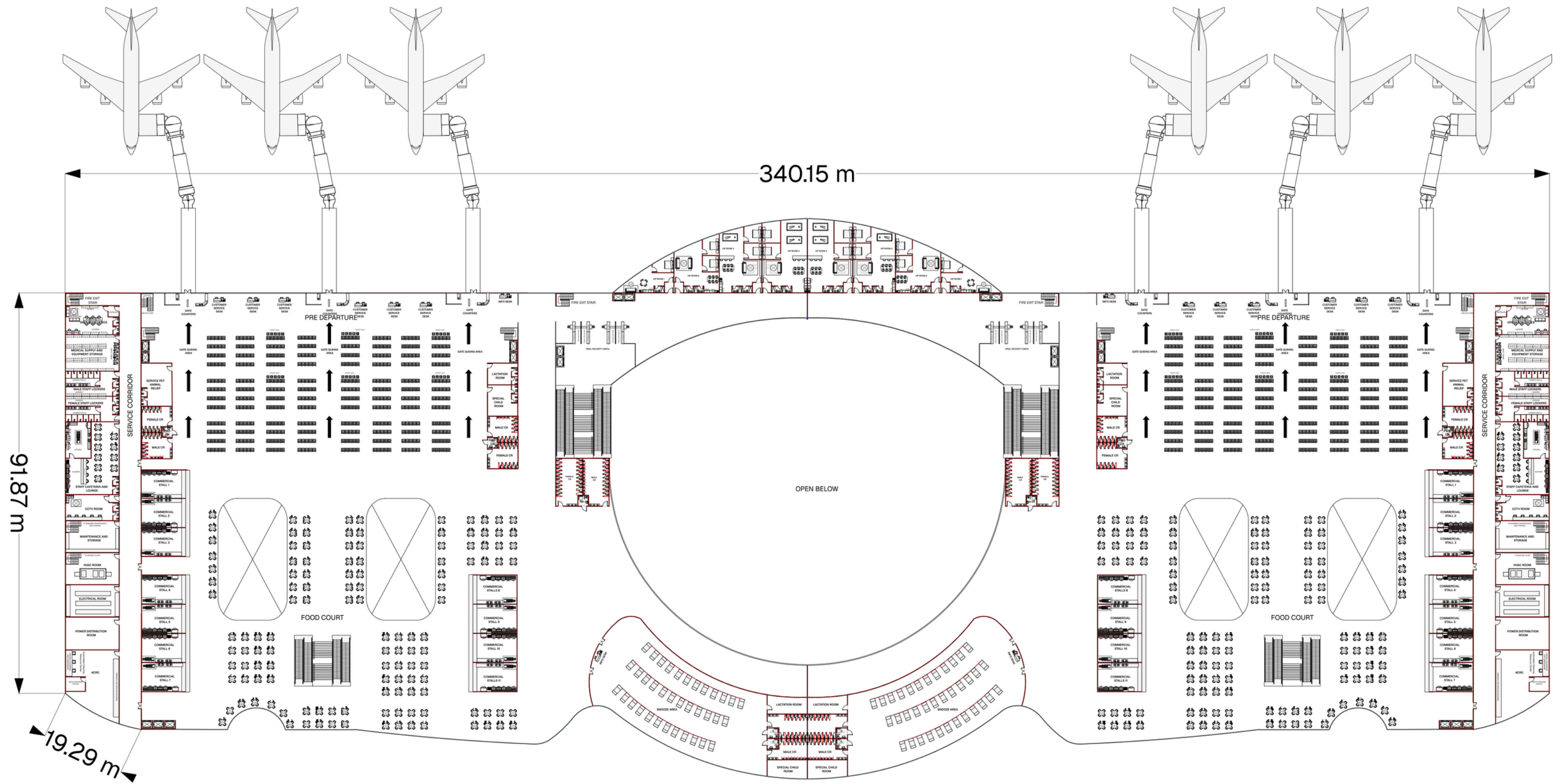
A GROUND FLOOR SPACE
16 38 SCALE 1:200 MTS



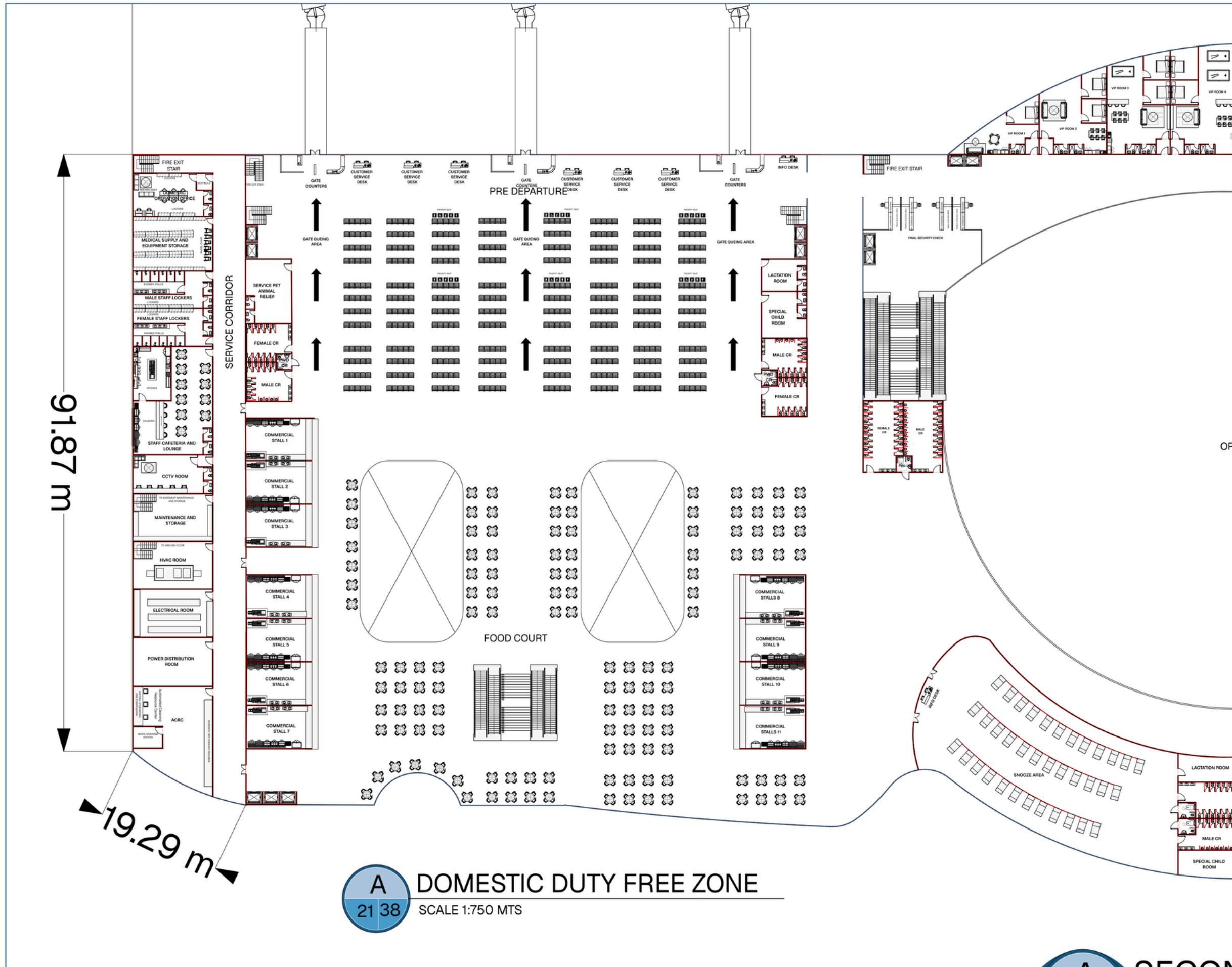
A ARRIVAL AND SERVICE ZONE
 17 38 SCALE 1:250 MTS



A ENTRANCE HALL
 18 38 SCALE 1:250 MTS

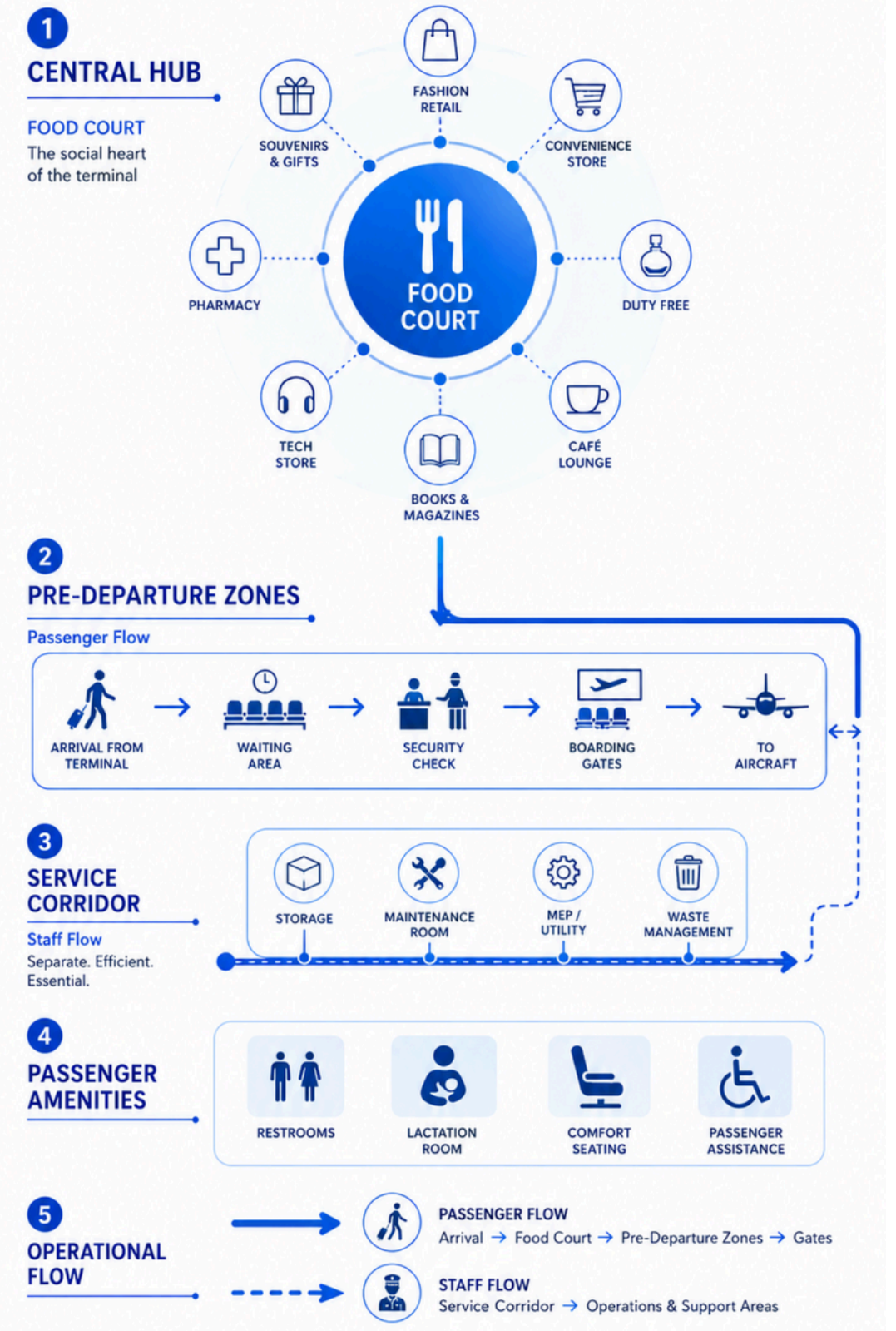


A SECOND FLOOR PLAN
 20 38 SCALE 1:1000 MTS



AIRPORT TERMINAL

SMART FLOW. SEAMLESS EXPERIENCE.





AIRPORT TERMINAL

SMART FLOW. SEAMLESS EXPERIENCE.



1

CENTRAL HUB

FOOD COURT
The social heart of the terminal



2

PRE-DEPARTURE ZONES

Passenger Flow



3

SERVICE CORRIDOR

Staff Flow
Separate. Efficient. Essential.



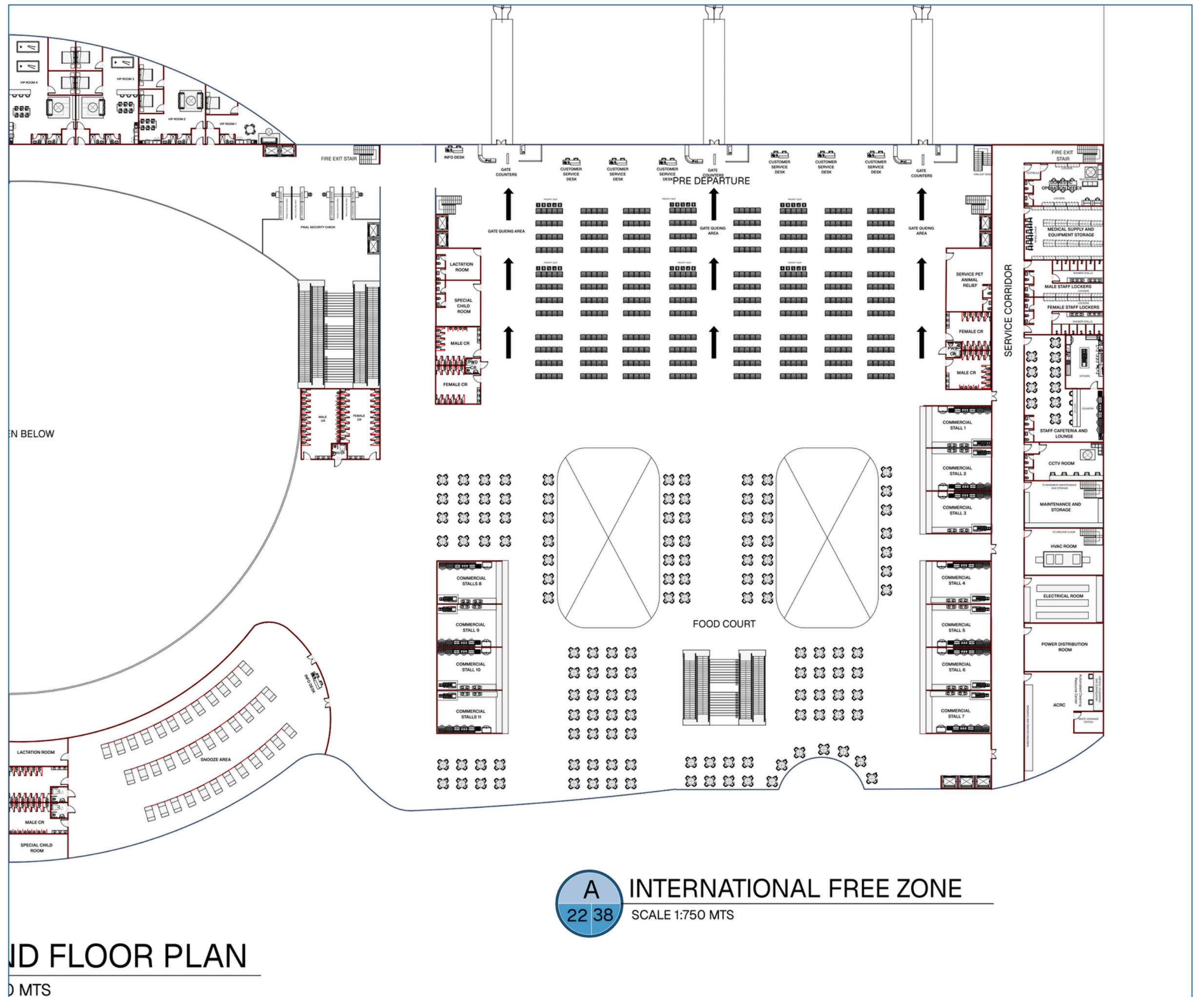
4

PASSENGER AMENITIES



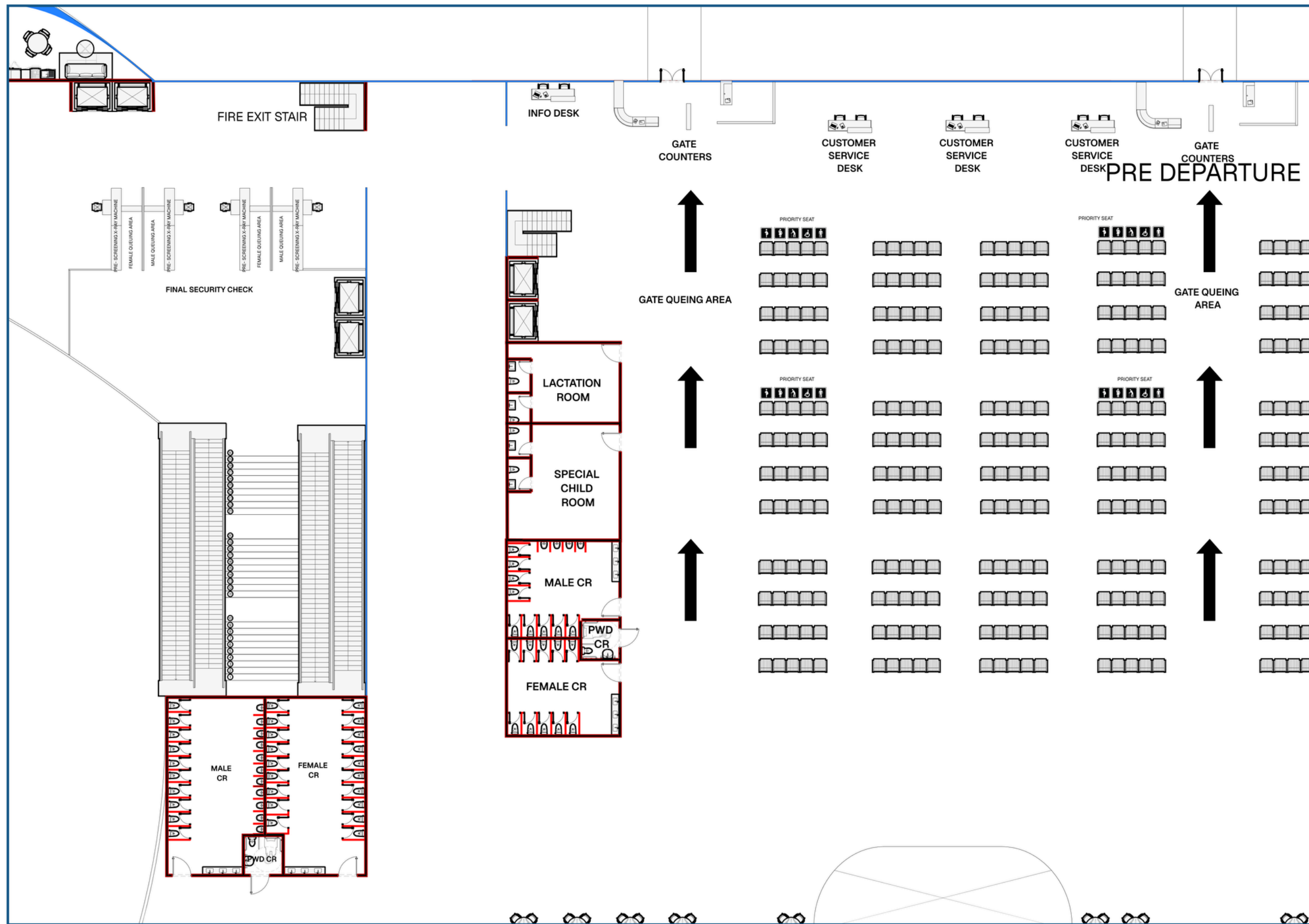
5

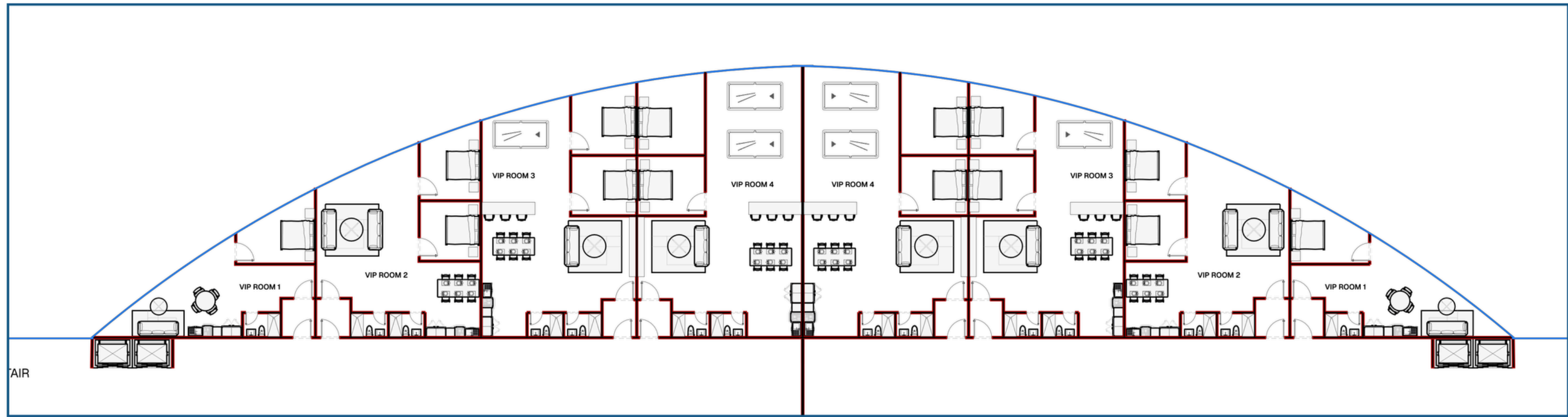
OPERATIONAL FLOW



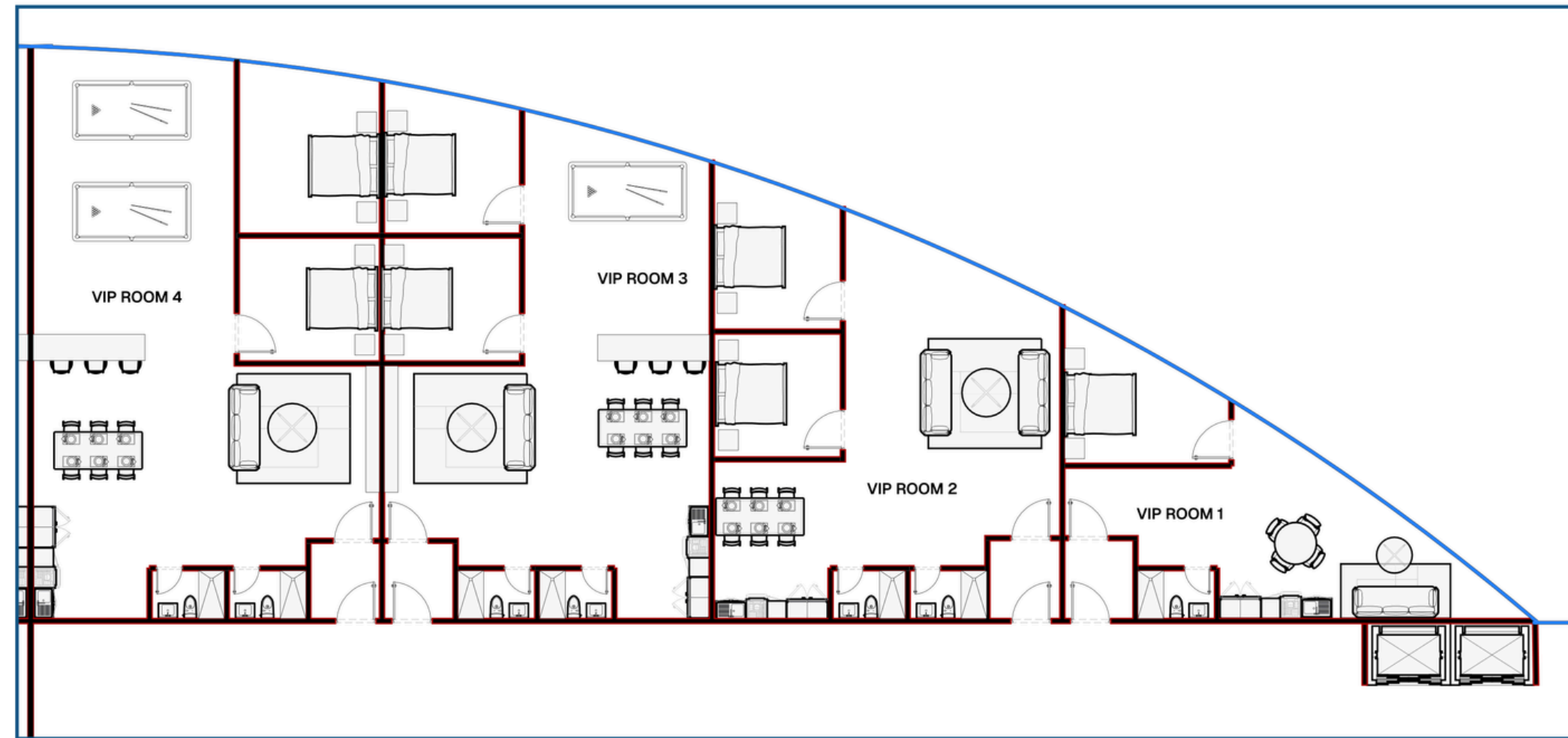
A INTERNATIONAL FREE ZONE
22 38 SCALE 1:750 MTS

GROUND FLOOR PLAN
0 MTS

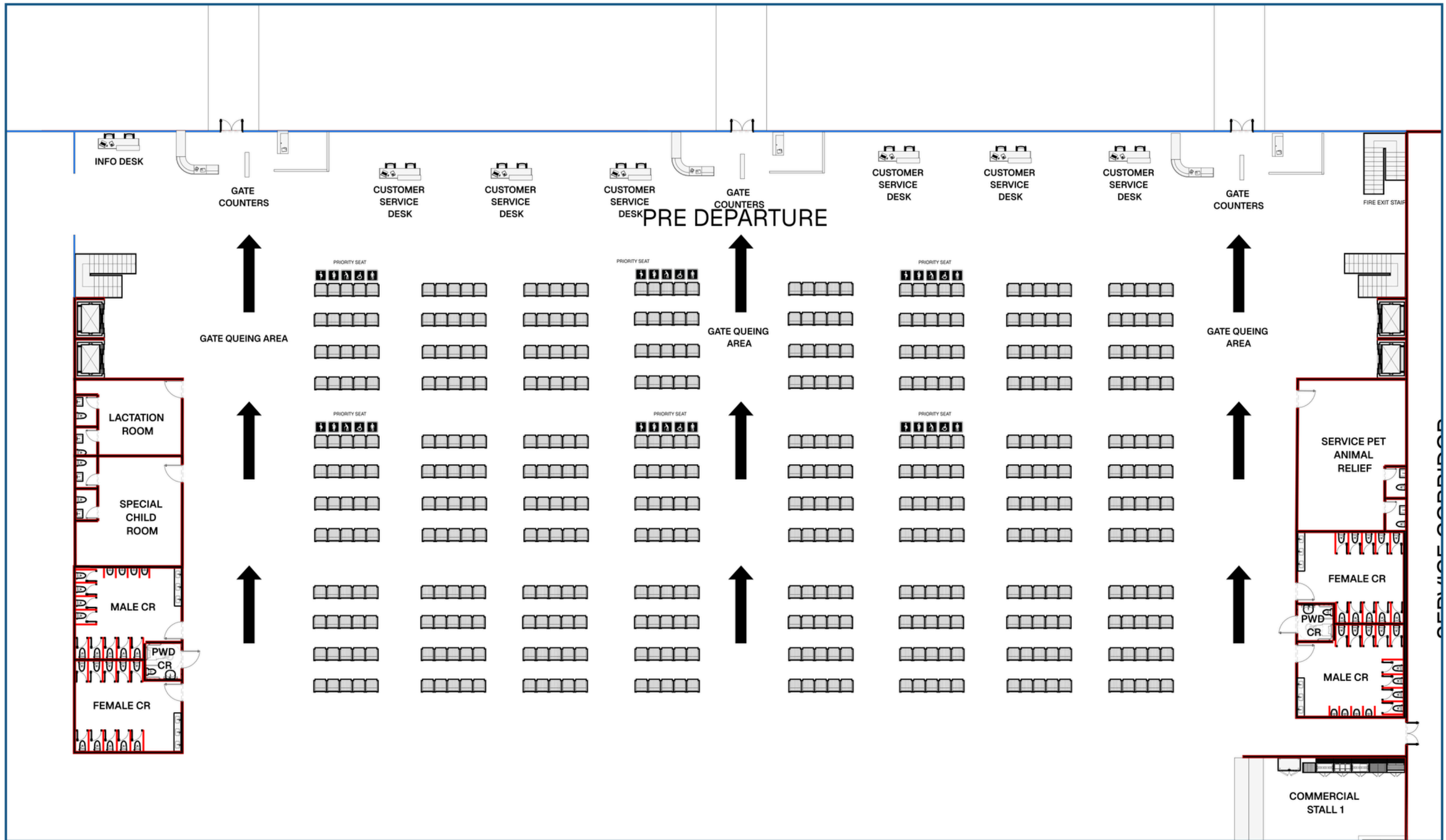


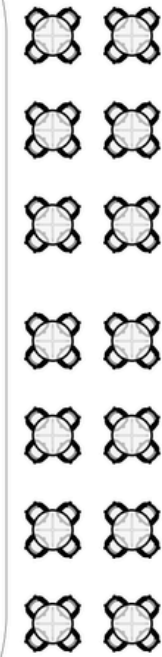
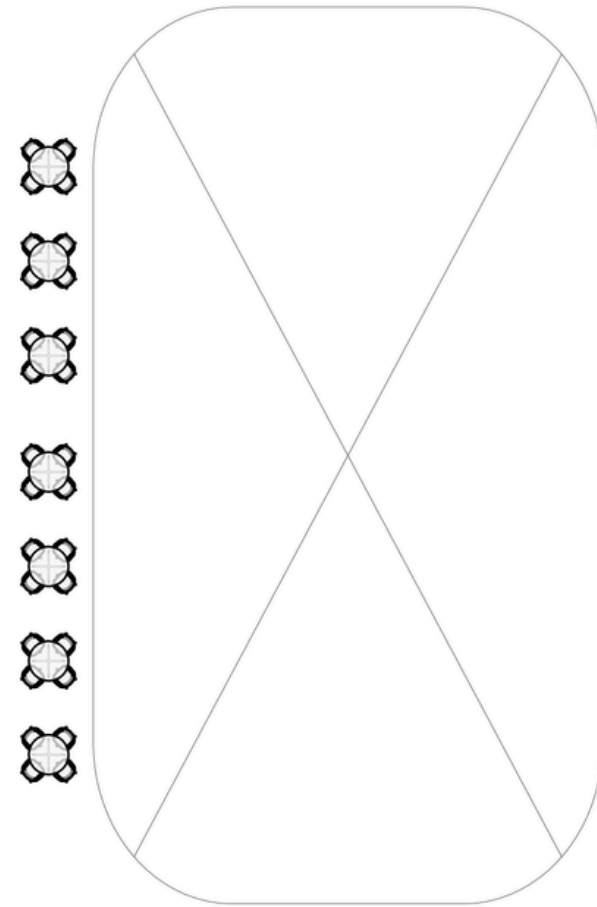

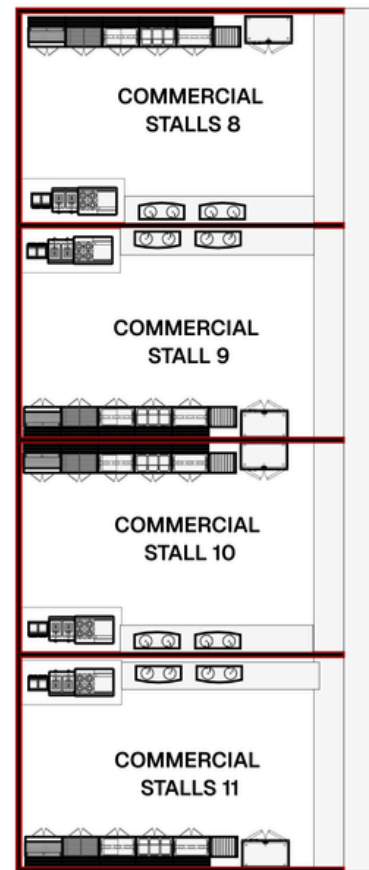



A VIP ROOMS
24 38 SCALE 1:300 MTS

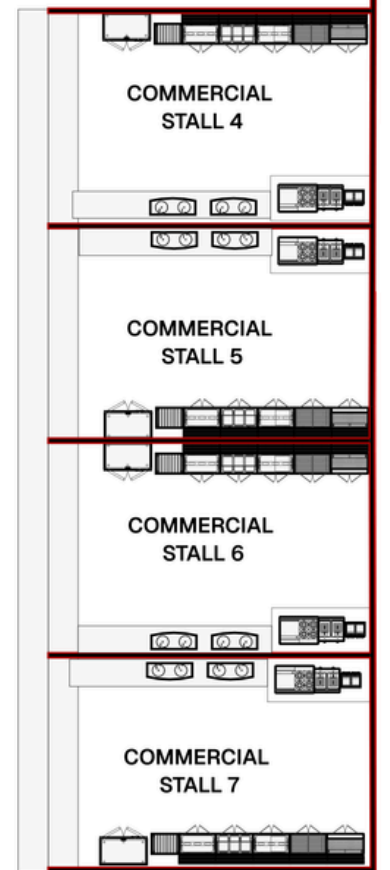
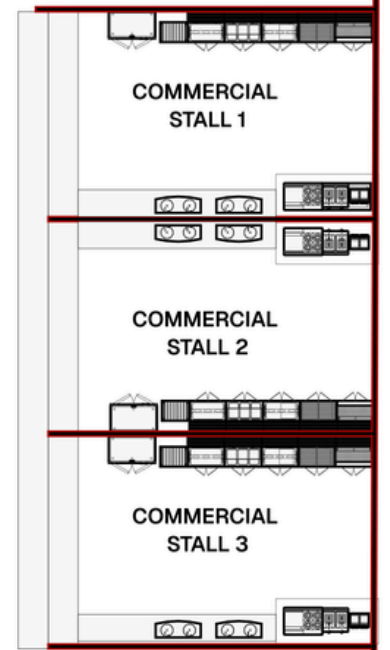
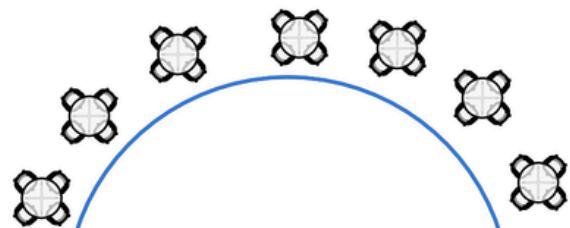
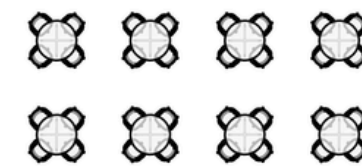




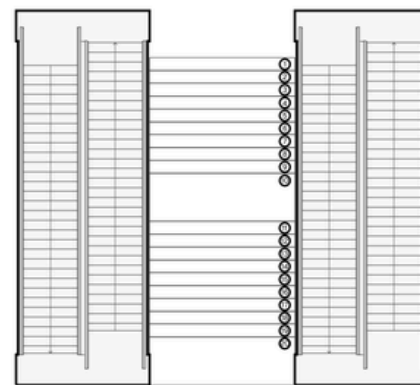


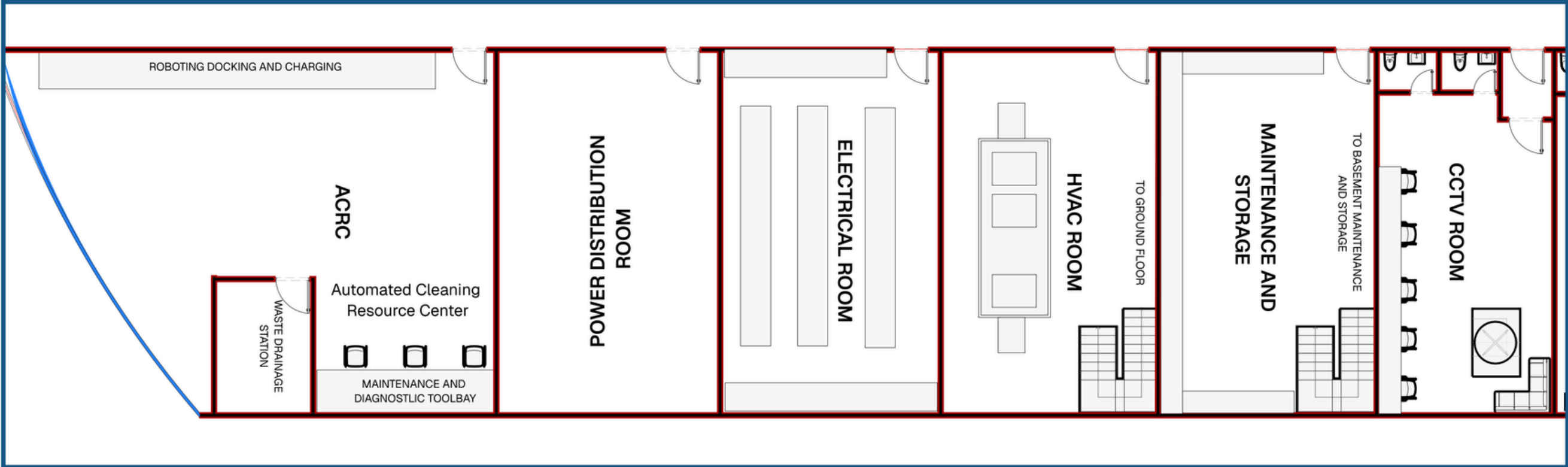
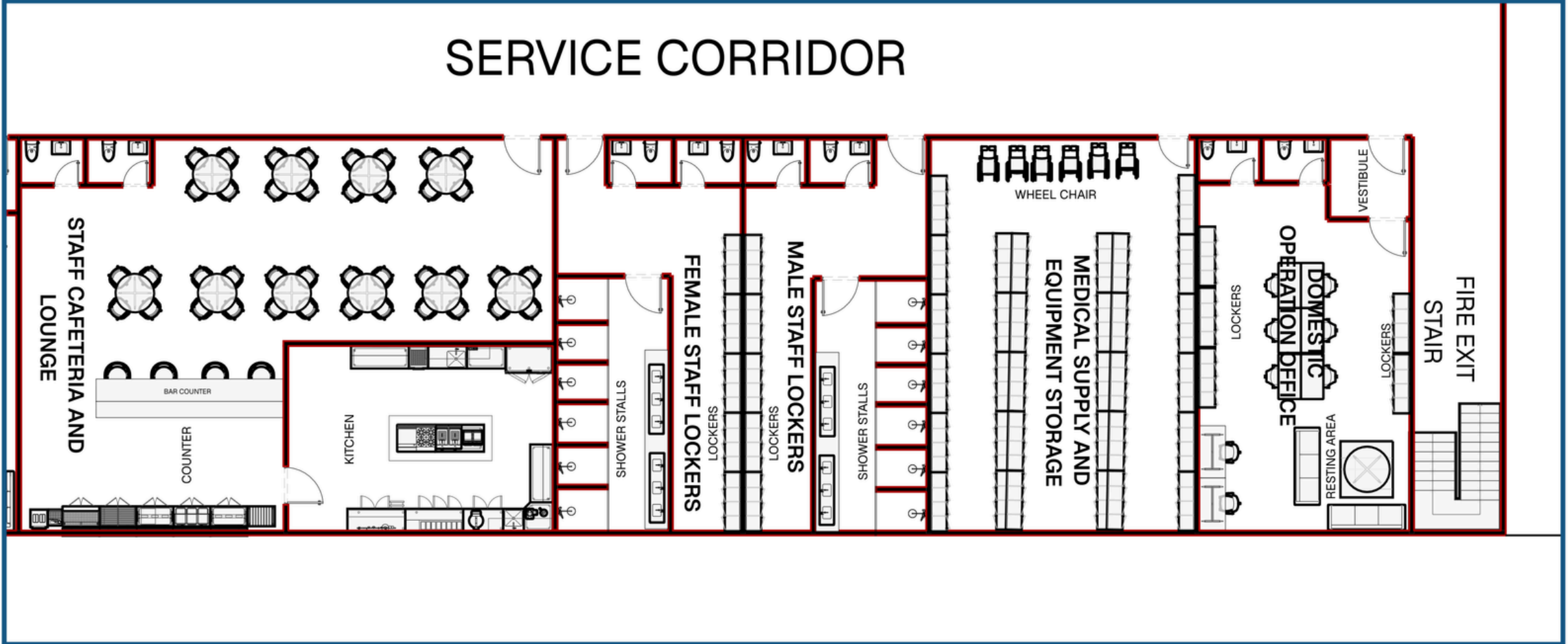
A VIP ROOMS
24 38 SCALE 1:300 MTS

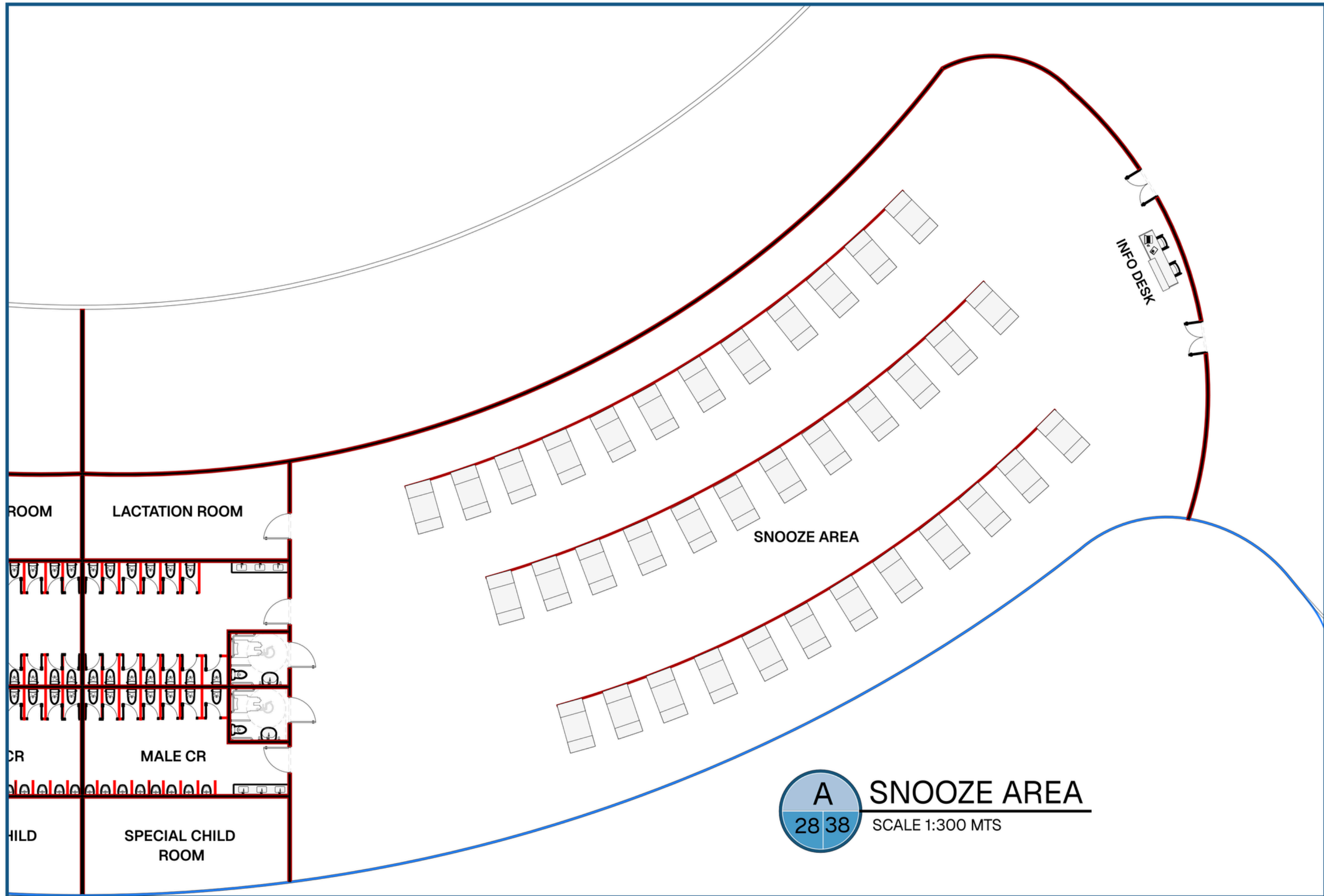




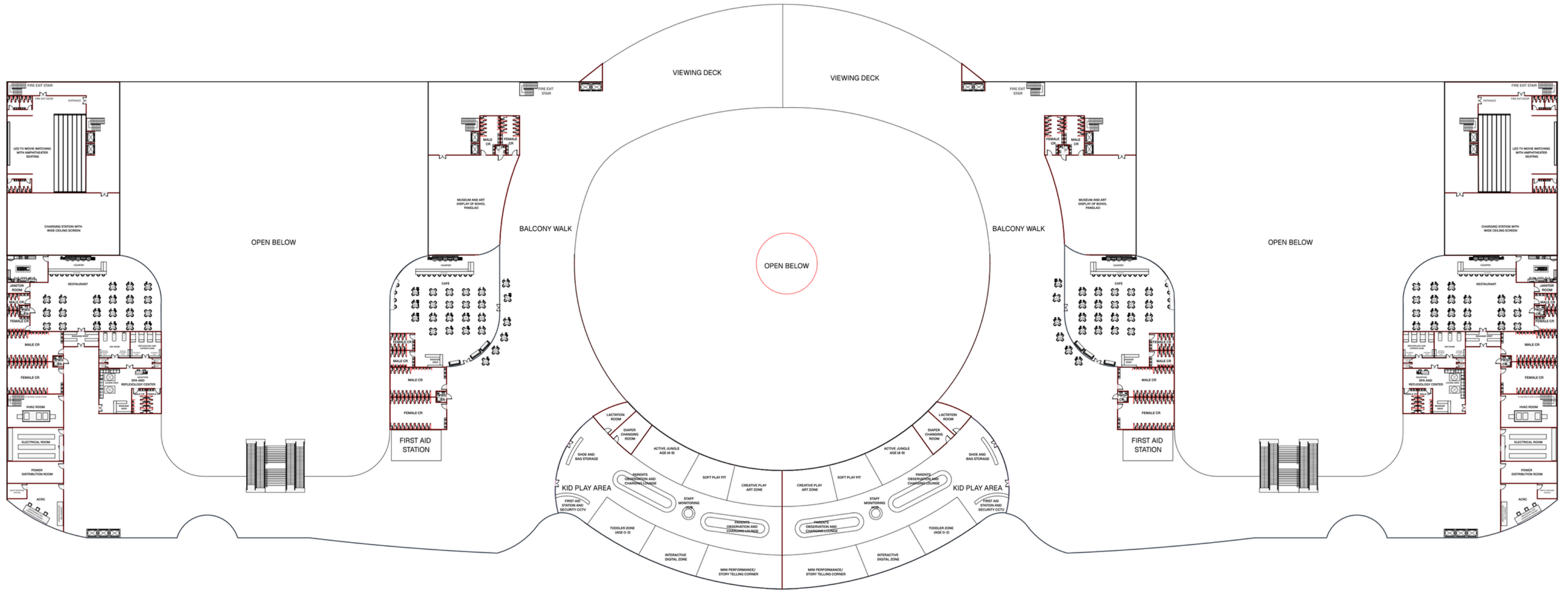
FOOD COURT







A SNOOZE AREA
28 38 SCALE 1:300 MTS



A THIRD FLOOR
 29 38 SCALE 1:1000 MTS

THIRD FLOOR

BOHOL PANGLAO INTERNATIONAL AIRPORT



ENTERTAINMENT & VIEWING

- LED TV MOVIE WATCHING WITH AMPHITHEATER SEATING
- CHARGING STATION WITH WIDE CEILING SCREEN
- VIEWING DECK

DINING

- RESTAURANT
- CAFE
- COUNTER

WELLNESS & RELAXATION

- SPA AND REFLEXOLOGY CENTER
- SPA ROOM
- REFLEXOLOGY AND EXPRESS ZONE
- LOUNGE AREA
- MASSAGE EQUIPMENT RACK
- CHANGING AREA

RESTROOMS

- MALE CR
- FEMALE CR
- PWD CR
- FAMILY RESTROOMS (MALE & FEMALE CR)

SERVICE & SUPPORT

- RECEPTION
- BAGGAGE DROP

OPERATIONS & FACILITIES

- HVAC ROOM
- ELECTRICAL ROOM
- POWER DISTRIBUTION ROOM
- JANITOR ROOM

EXHIBIT & CULTURE

MUSEUM AND ART DISPLAY OF BOHOL PANGLAO



STORAGE

- BAGGAGE DROP
- SHOE AND BAG STORAGE

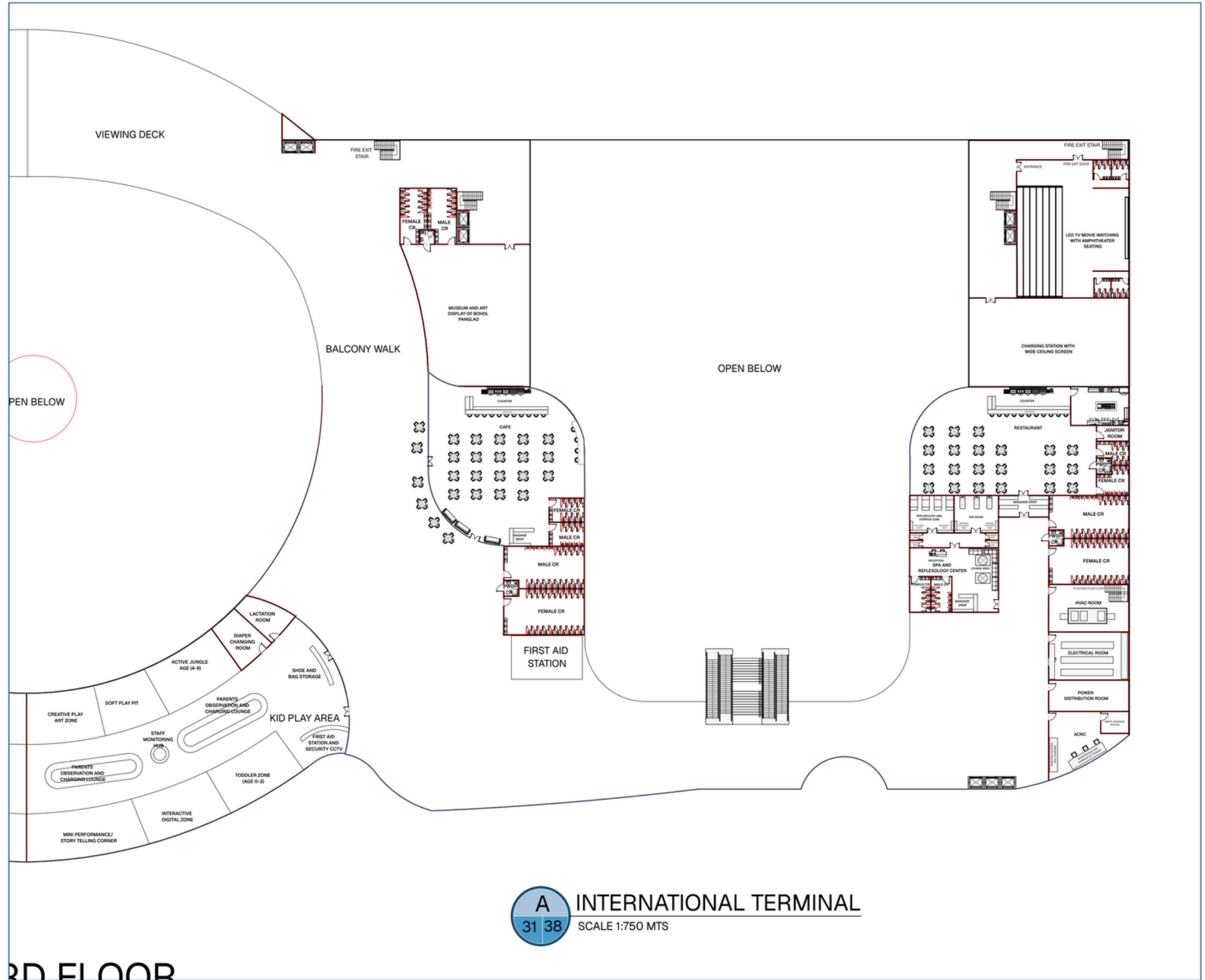
PLAY AREA

- KID PLAY AREA

- LACTATION ROOM
- DIAPER CHANGING ROOM
- ACTIVE JUNGLE (AGE 4-9)
- SOFT PLAY PIT
- CREATIVE PLAY ART ZONE
- TODDLER ZONE (AGE 0-3)
- INTERACTIVE DIGITAL ZONE
- MINI PERFORMANCE / STORY TELLING CORNER
- PARENTS OBSERVATION AND CHARGING LOUNGE
- PARENTS OBSERVATION AND CHARGING LOUNGE
- FIRST AID STATION AND SECURITY CCTV



STAY CONNECTED & COMFORTABLE
Enjoy charging stations, relaxing spaces, fun zones for kids, and a variety of dining and service areas all in one place. Your comfort is our priority.

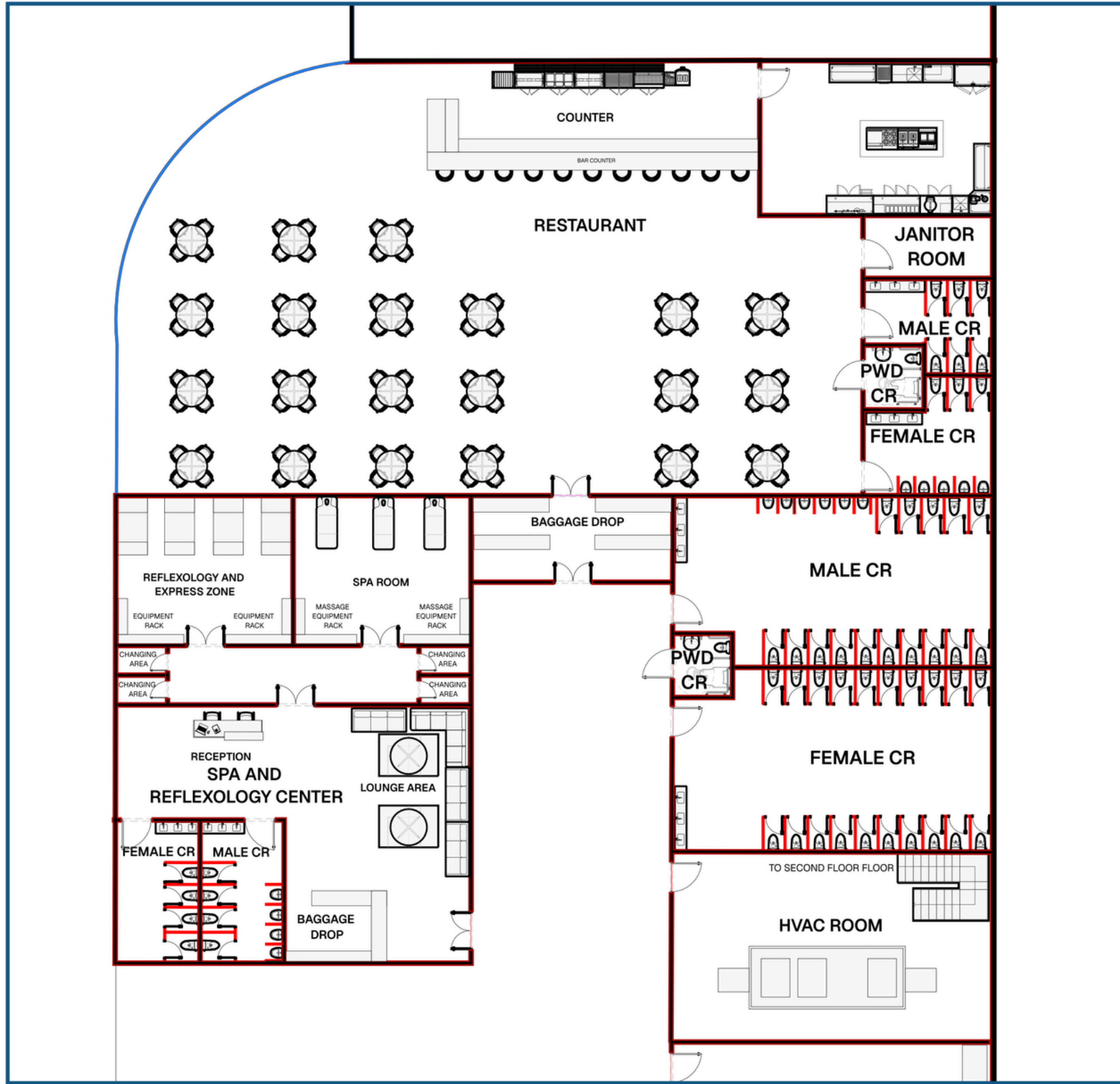


A
31 38

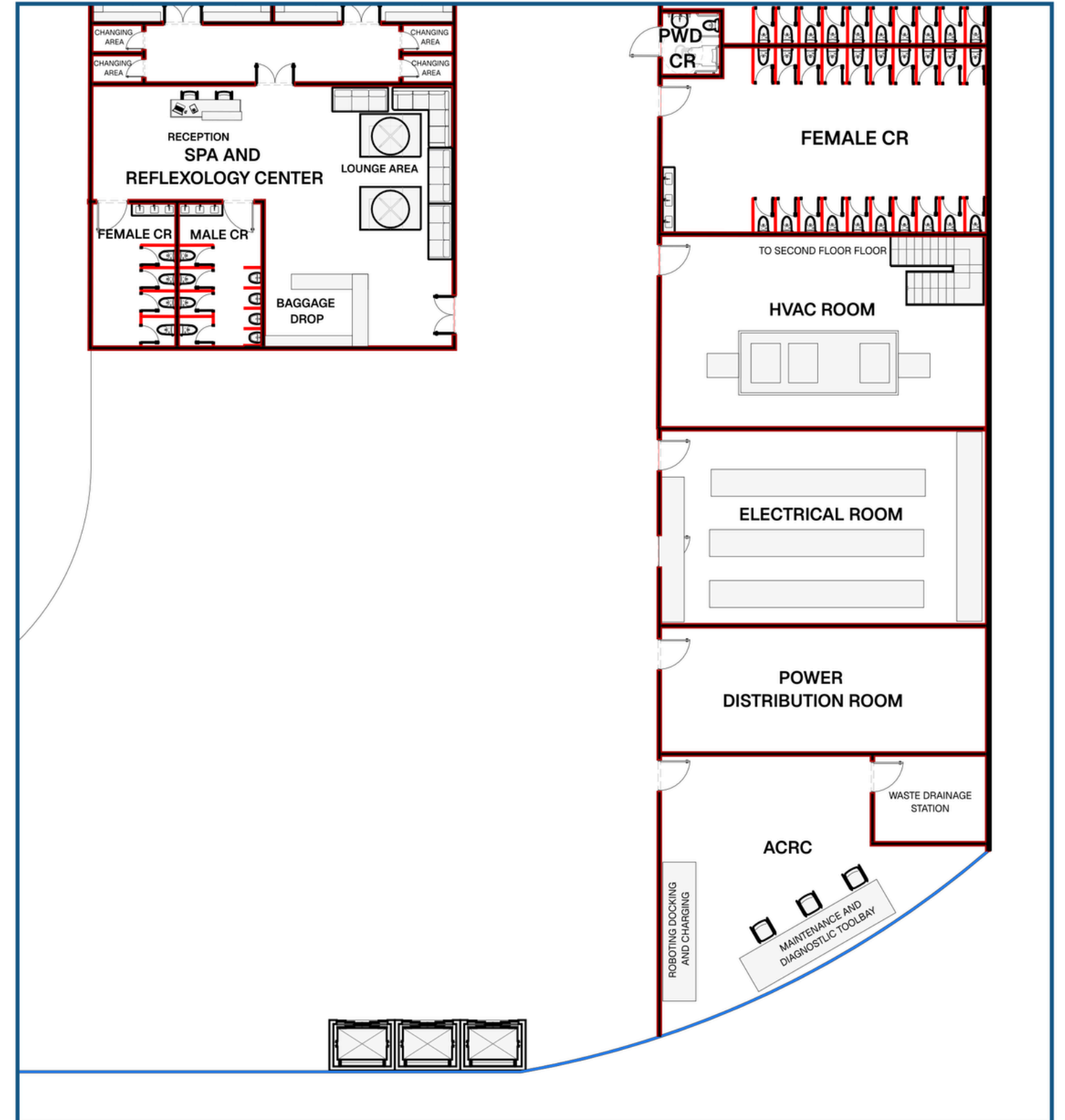
INTERNATIONAL TERMINAL

SCALE 1:750 MTS

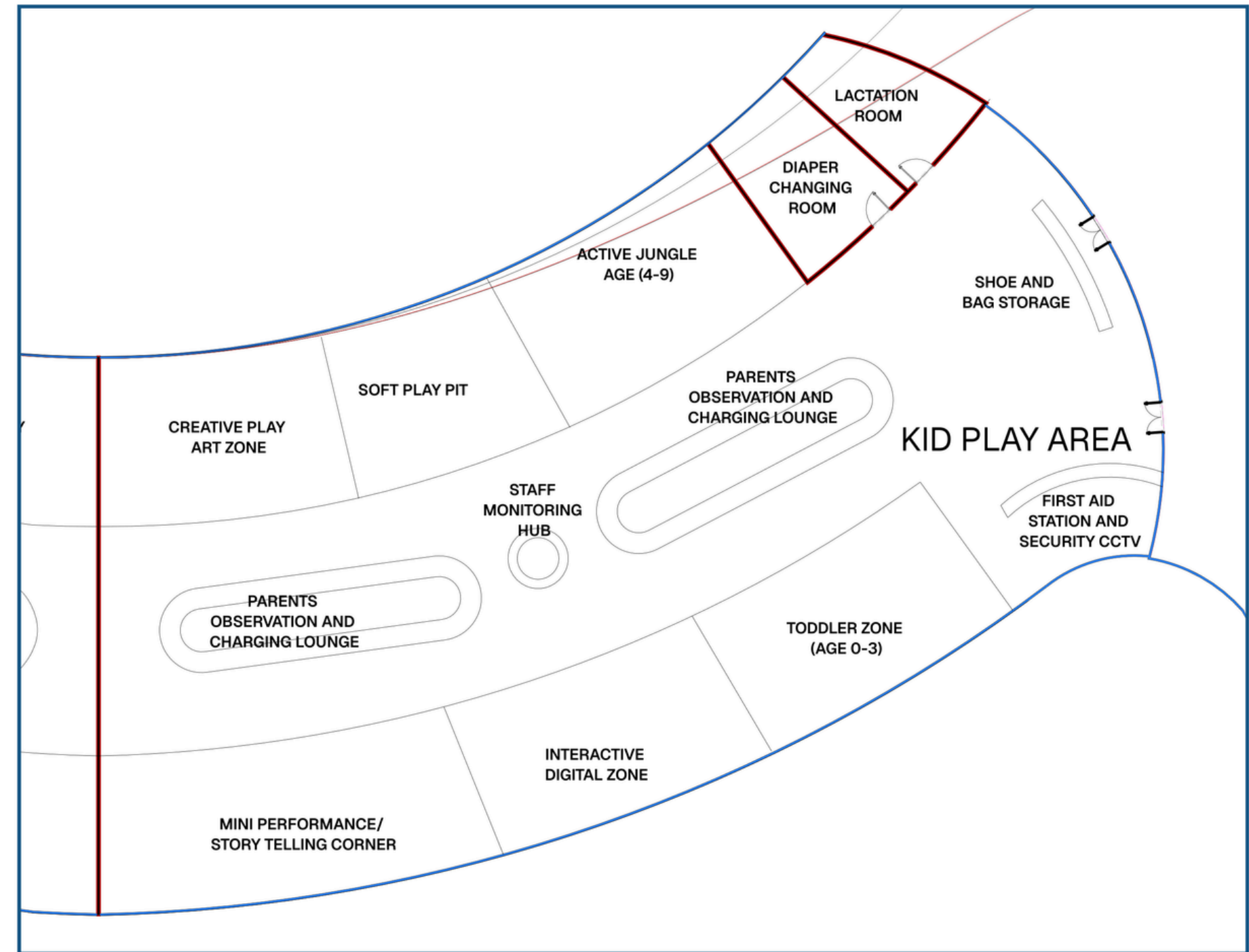
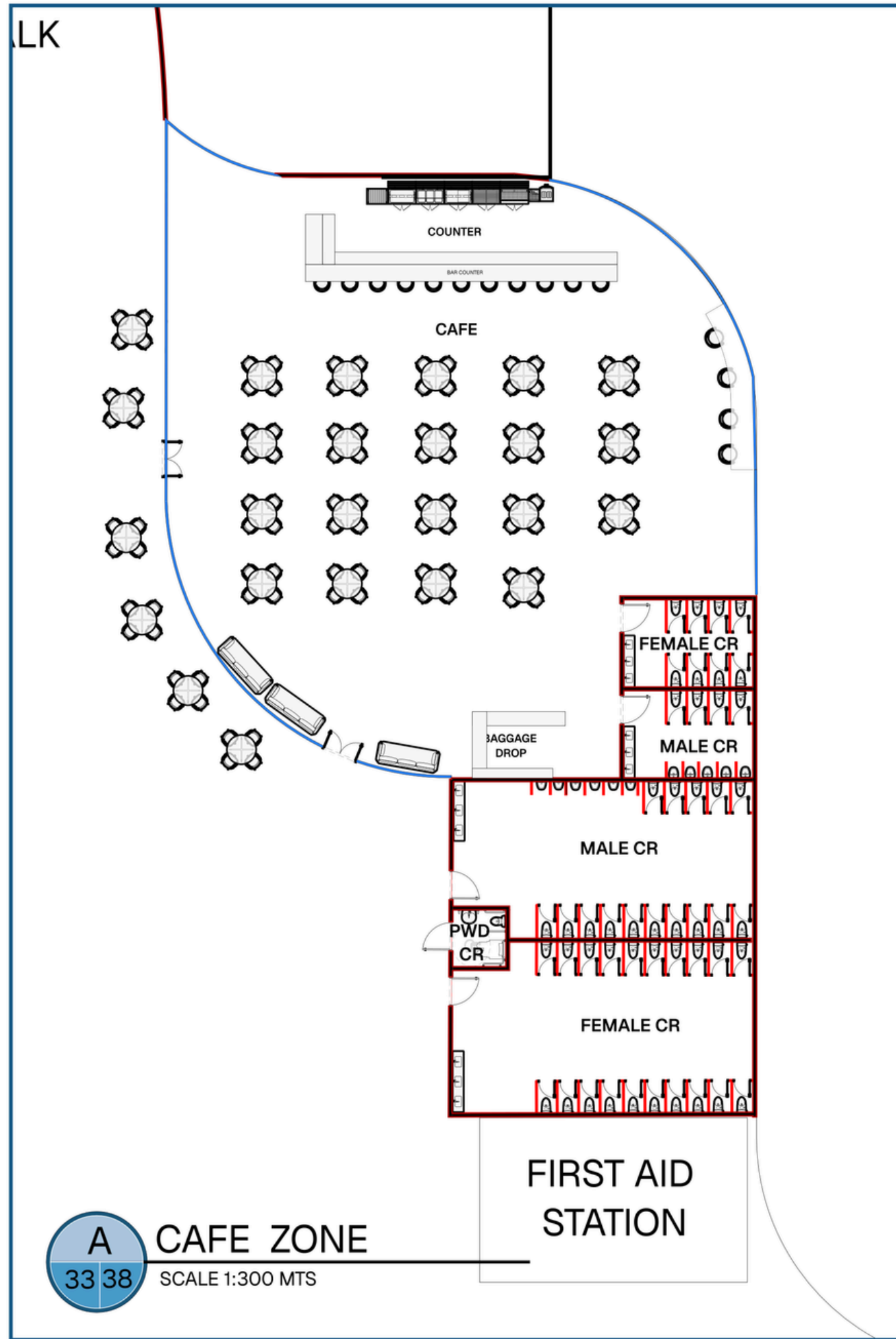
RD FLOOR



A DUTY FREE ZONE
 32 38 SCALE 1:300 MTS



A DUTY FREE ZONE
 32 38 SCALE 1:300 MTS



A KIDS PLAY AREA
 33 38 SCALE 1:300 MTS



TOP VIEW




AIRSIDE



AIRSIDE



AIRSIDE



FRONT ENTRANCE



FRONT ENTRANCE



AQUARIUM TANK



AQUARIUM TANK



AQUARIUM TANK



RAMP AQUARIUM TANK



RAMP AQUARIUM TANK

BOHOL PANGLAO INT'L AIRPORT (TAO)

FLIGHT	DOMESTIC	DESTINATION	TIME	STATUS	INTERNATIONAL
PP 2727		MANILA	10:15	BOARDING	PR 2773
22 350		CERU	10:05	BOARDING	22 350
7G 621		CERU	11:00	ON TIME	TG 821
70 671		BANGKOK	11:30	DELATED	KE 632
KE 632		SEOUL-ICN	12:00	ON TIME	7R 892
5J 896		SEOUL-ICN	12:00	ON TIME	22 350
5J 886		SINGAPORE-SIN	12:15	ON TIME	TG 621
PR 2773		MANILA	10:15	ON TIME	KE 632
22 350		CEBU	11:00	ON TIME	SJ 806
16 821		SEOUL-ICN	11:30	ON TIME	SJ 858
7G 621		SINGAPORE-SIN	12:00	ON TIME	PR 2773
KE 662		SINGAPORE-SIN	12:15	ON TIME	22 350
5J 895		SINGAPORE-SIN	12:15	ON TIME	TG 621
5J 895		MANILA	10:15	ON TIME	KE 632
PR 2773		CEBU	10:00	ON TIME	SJ 806
22 350		BANGKOK	11:30	ON TIME	SJ 858
16 821		BANGKOK	12:15	ON TIME	PR 2773
5J 895		BANGKOK	10:15	ON TIME	22 350
PR 2773		MANILA	10:15	ON TIME	KE 632
PR 2773		MANILA	11:00	ON TIME	7R 892
22 350		BANGKOK-BKK	11:30	ON TIME	22 350
16 821		SEOUL-ICN	11:30	DELATED	TG 621
KE 632		SEOUL-ICN	12:00	ON TIME	KE 632
KE 632		SEOUL-ICN	12:00	ON TIME	7R 892
22 350		MANILA	12:15	ON TIME	22 350
TG 621		BANGKOK-BKK	12:00	ON TIME	TG 621
KE 632		SEOUL-ICN	12:00	ON TIME	KE 632
9J 895		SINGAPORE-SIN	12:15	ON TIME	5J 895
5J 891		SEOUL-ICN	12:10	ON TIME	PR 2773
		BANGKOK-BKK	12:25	ON TIME	TG 621

CENTRAL 360 SCREEN

Bohol Panglao International Airport

CENTRAL 360 SCREEN



Bohol Panglao International Airport



CENTRAL 360 SCREEN

Bohol Panglao International Airport



CENTRAL 360 SCREEN

BOHOL PANGLAO INTERNATIONAL AIRPORT



CENTRAL 360 SCREEN

Bohol Panglao International Airport



CENTRAL 360 SCREEN

Bohol Panglao International Airport



CENTRAL 360 SCREEN

Bohol Panglao International Airport

CENTRAL 360 SCREEN



Bohol Panglao International Airport

Maligayang Pagdiriwang ng
Sandugo Festival
Pagkakaisa, Kasaysayan, at
Kulturang Pilipino



Isang makulay na pagdiriwang ng pagkakaibigan,
pagkakaisa, at mayamang pamana ng Bohol.

"Diwa ng Kasaysayan • Diwa ng Pagkakaisa • Diwa ng Bohol"

CENTRAL 360 SCREEN

Bohol Panglao International Airport

Mapayapang Mahal na Araw

Panahon ng Pananampalataya,
Pagmumuni-muni, at Pagkakaisa

Sa banal na paglalakbay ngayong Semana Santa,
nawa'y mapuno ang ating puso ng pag-asa, kapayapaan,
at pagmamahal. Sama-sama nating gunitain ang
sakripisyo, pananampalataya, at muling pagkabuhay
na nagbibigay-liwanag sa bawat Pilipino.

Tahimik na Panalangin • Taos-pusong Pananampalataya • Pag-ibig at Pag-asa

CENTRAL 360 SCREEN

Bohol Panglao International Airport

Pag-ibig

Maligayang
Pasko

Pag-asa

Pag-ibig

Kapayapaan

Mahalagang Pagdiriwang
ng Pasko sa Pilipinas

CENTRAL 360 SCREEN

MALIGAYANG BAGONG TAON

FLIGHT	DESTINATION	TIME	STATUS
POMSS TIC			
FLY DAT		10:15	BOARDING
PP 2727	MANILA	10:05	BOARDING
22 300	CERU	11:00	ON TIME
7G 671	CERU	11:30	DELATED
70 671	BANGKOK	12:00	ON TIME
KE 052	SEOUL-ICN	12:00	ON TIME
5J 836	SEOUL-ICN	12:15	ON TIME
51 826	SINGAPORE-SIN	10:15	ON TIME
PR 2773	MANILA	11:00	ON TIME
22 350	CEBU	11:30	ON TIME
16 621	SEOUL-ICN	12:00	ON TIME
AE 662	SINGAPORE-SIN	12:00	ON TIME
51 895	SINGAPORE-SIN	12:15	ON TIME
5J 895	SINGAPORE-SIN	12:15	ON TIME
PR 2773	MANILA	10:15	ON TIME
22 350	CEBU	11:00	ON TIME
10 621	BANGKOK	11:30	ON TIME
5J 895	BANGKOK	12:15	ON TIME
PR 2773	BANGKOK	10:15	ON TIME
PR 2773	MANILA	10:15	ON TIME
22 350	MANILA	11:00	ON TIME
16 821	BANGKOK-BKK	10:00	ON TIME
KE 632	SEOUL-ICN	11:30	ON TIME
KE 632	SEOUL-ICN	12:15	ON TIME
22 350	MANILA	11:30	DELATED
TG 621	BANGKOK-BKK	12:00	ON TIME
KE 632	SEOUL-ICN	12:00	ON TIME
5J 895	SINGAPORE-SIN	12:15	ON TIME
5J 891	SEOUL-ICN	12:10	ON TIME
	BANGKOK BKK	12:25	

CENTRAL 360 SCREEN



CENTRAL NODE AREA



CENTRAL NODE AREA



WATER FLOWING AS DIRECTION



CHECK-IN AREA



SELF CHECK IN AREA



SOCIAL CLEANING ROBOT



BOHOL PANGLAO INTERNATIONAL AIRPORT

TICKETING STATION

TICKETING STATION



TICKETING STATION




WAITING AREA FOR ARRIVAL

ARRIVAL INFORMATION



SUBTERRANEAN PASALUBONG CENTER



SUBTERRANEAN PASALUBONG CENTER



SUBTERRANEAN RESTAURANT



SUBTERRANEAN RESTAURANT



BONIL - PANGLAO INTERNATIONAL AIRPORT - FLIGHT INFORMATION

ARRIVALS				DEPARTURES					
FLIGHT	TO/FROM	TIME	STATUS	GATE	FLIGHT	TO/FROM	TIME	STATUS	GATE
SI 417	MANILA	11:25	ON TIME	3	SJ 618	MANILA	11:25	ON TIME	3
PO 577S	DAVAO	12:10	BOARDING	2	PO 2714	DAVAO	12:10	BOARDING	2
TR 586	SINGAPORE	12:45	DELATED	4	TR 387	SINGAPORE	12:45	DELATED	4
CE 581	HONG KONG	13:20	FINAL CALL	1	CR 122	HONG KONG	13:20	FINAL CALL	1
RJ 816	HONG KONG	11:35	ON TIME	2	SJ 610	HONG KONG	11:35	ON TIME	2
DB 5779	DAVAO	12:10	ON TIME	2	PR 271A	DAVAO	12:10	ON TIME	2
TE 805	SINGAPORE	12:45	BOARDING	4	TR 307	SINGAPORE	12:45	BOARDING	4
CS 901	HONG KONG	13:20	ON TIME	1	CR YZZ	HONG KONG	13:20	ON TIME	1
SI 517	MANILA	11:25	ON TIME	3	SJ 116	MANILA	11:25	ON TIME	3
PR 2773	DAVAO	12:10	BOARDING	2	PR 2774	DAVAO	12:10	BOARDING	2
TR 585	SINGAPORE	12:45	ON TIME	4	TR 387	SINGAPORE	12:45	ON TIME	4
CS 851	HONG KONG	13:20	ON TIME	1	CR 921	HONG KONG	13:20	ON TIME	1
PO 577S	DAVAO	12:10	ON TIME	2	PR 2776	DAVAO	12:10	ON TIME	2
CR 586	HONG KONG	13:20	ON TIME	1	CR 912	HONG KONG	13:20	ON TIME	1

DEPARTURES				DEPARTURES					
FLIGHT	TO/FROM	TIME	STATUS	GATE	FLIGHT	TO/FROM	TIME	STATUS	GATE
SJ 418	MANILA	12:15	BOARDING	3	SJ 416	MANILA	12:15	BOARDING	3
PR 2776	DAVAO	13:00	CHECK-IN	2	PR 374	DAVAO	13:00	CHECK-IN	2
TE 887	SINGAPORE	13:45	ON TIME	4	TR 387	SINGAPORE	13:45	ON TIME	4
CR 993	HONG KONG	14:10	ON TIME	1	CR 912	HONG KONG	14:10	ON TIME	1
TR 913	HONG KONG	14:10	ON TIME	1	CR 918	HONG KONG	14:10	ON TIME	1
PO 2776	HONG KONG	12:25	ON TIME	3	PR 2775	HONG KONG	12:25	ON TIME	3
PR 2774	DAVAO	13:00	CHECK-IN	2	PR 2776	DAVAO	13:00	CHECK-IN	2
TR 586	SINGAPORE	13:45	ON TIME	4	TR 387	SINGAPORE	13:45	ON TIME	4
CE 911	HONG KONG	14:10	ON TIME	1	CR 921	HONG KONG	14:10	ON TIME	1
SJ 618	MANILA	12:15	BOARDING	3	SJ 618	MANILA	12:15	BOARDING	3
PR 271A	DAVAO	15:00	CHECK-IN	2	PR 2776	DAVAO	15:00	CHECK-IN	2
CR 587	SINGAPORE	19:40	ON TIME	1	CR 587	SINGAPORE	19:40	ON TIME	1

CENTRAL NODE




PRE-DEPARTURE AREA



DUTY-FREE ZONE



DUTY-FREE ZONE

A wide-angle photograph of the interior of the Bohol Panglao International Airport terminal. The space is bright and modern, with a high ceiling featuring recessed circular lights and a large, curved skylight on the right side. The floor is a light-colored, polished material. On the left, a large wall mural depicts a blue whale swimming in an underwater scene with coral and smaller fish. People are seated at tables in the foreground, eating and talking. In the background, a long counter area with staff and more people is visible. A blue and white escalator is on the right side of the frame.

**BOHOL PANGLAO
INTERNATIONAL AIRPORT**

DUTY-FREE ZONE



QUIET
ZONE

SNOOZE AREA



ARTS AND MUSEUM



ARTS AND MUSEUM



ARTS AND MUSEUM



CHAROING STATION

CHARGING STATION



CHARGING STATION

CHARGING STATION



CHAROING STATION

CHARGING STATION

GHVBOIMG 21VLION



CHARGING STATION



VIDEO WALK THROUGH:

https://drive.google.com/file/d/1r6ecAuGfgsslM-xS_LaYEPbpEUwjxQg_/view?usp=sharing



STUDENT: TOMAS JOHN T. GUZMAN
UNIVERSITY: SAINT MARY'S UNIVERSITY
COUNTRY: PHILIPPINES