

<b>Studio:</b>	BGA036 Interiér
<b>Thesis topic:</b>	<b>Adaptation of the Railway Station Building</b>
<b>Semester/Academic year:</b>	summer/ 2025–2026
<b>Supervisor:</b>	Ing. arch. Dušan Vostrejž
<b>Consultant:</b>	Ing. Olga Rubínová, Ph.D.
<b>Author:</b>	Kateřina Kolářová



PROJECT NARRATIVE	2
SITE ANALYSIS	3
SITE LAYOUT	4
SITE LAYOUT 1:200	5
ALTERATION PLAN	6
ALTERATION PLAN	7
FLOR PLAN - GRAND FLOOR - 1.VARIATION	8
FLOR PLAN - GRAND FLOOR - 2.VARIATION	9
FLOR PLAN - BASEMENT	10
FLOR PLAN - FIRST FLOOR	11
FLOR PLAN - ATTICK	12
SECTIONS	13
ELEVATION - BISTRO	14
ELEVATION - BISTRO	15
ELEVATION - MULTIPURPOSE ROOM	16
ELEVATION - POTTERY STUDIO	17
ARCHITECTURAL DETAIL ATTICK	18
ARCHITECTURAL DETAIL ATTICK - AXONOMETRY	19
VIZUALIZATION - BISTRO	20
VIZUALIZATION- MULTIPURPOSE ROOM	21
VIZUALIZATION - POTTERY STUDIO	22
VIZUALIZATION - APARTMENT	23
VIZUALIZATION - ATTICK	25
MODEL	26
MODEL	27

## SCOPE AND PURPOSE OF THE BUILDING

The project addresses the conversion of the Local Railway Station building in Prostějov, which lost its original function following the construction of a new railway stop. The objective of this study is to adapt the building for a new use that integrates public services, community activities, and accommodation capacities. The ground floor is conceived as a public hub; the eastern section features a bistro with an adjacent northern outdoor terrace oriented towards the tracks, while the western section accommodates a multi-functional hall with supporting facilities. The central corridor serves as a vestibule and a shared waiting area. Operational additions include externally accessible storage lockers for outdoor furniture and bicycles belonging to overnight guests.

The basement is functionally divided into two independent zones: the building's technical facilities, accessible via an internal staircase or elevator, and a leasable ceramic workshop space with an independent external entrance. The upper floors are reserved for accommodation. The first floor offers eight short-term stay apartments equipped with their own kitchenettes and bathrooms. The attic is designed for group accommodation in sleeping cabins with shared sanitary facilities. The topmost floor also features a shared common room complete with a kitchenette and a home cinema area.

## URBAN DESIGN AND PLANNING

The property is located within a 15-minute walking distance from the center of Prostějov, and its positioning along the axis of Rejskova Street establishes it as a natural urban landmark. The broader context is defined by historic residential apartment buildings to the south and a railway line to the north. The proposal responds to the reduction in railway traffic (scaled down to two tracks) and utilizes the reclaimed space to create a linear park. Part of this recreational zone includes a seasonal refreshment stand situated in a decommissioned train carriage, referencing the site's history. A newly proposed track crossing connects the station with a residential area, a school, and a sports complex on the northern side.

The building's southern forecourt is transformed into a representative public zone featuring a wide sidewalk, a bicycle lane, and a trio of raised, irregular planter beds whose borders double as seating. The existing parking area is reduced to the bare minimum required for persons with reduced mobility; the reclaimed space is utilized for a park with a stream-like water feature, symbolically tracing the historical path of the railway. The urban ensemble is complemented by the adjacent station building and a future police station, next to which a parking garage is proposed to replace the current unorganized parking lot.

## ARCHITECTURAL AND DESIGN CONCEPT

The interior's architectural expression is unified by a cohesive material and color palette that balances the building's industrial heritage with contemporary elements. The dominant material is light ash wood, utilized for flooring, custom furniture, and the stage in the multi-functional hall. Light terrazzo-patterned vinyl was selected as a complementary flooring and cladding material, extending into the bathrooms and kitchen countertops. In the bistro area, this foundation is augmented with stainless steel elements and a counter, which, combined with white plaster, creates a clean, hygienic, and highly aesthetic space.

A key unifying feature is the accent light green color. This color derives from the paintwork of the historic exterior wooden platform structures and flows seamlessly into the interior through wall paint, plastic furniture, and subtle details such as cabinet handles. The basement spaces are treated in a rawer style—the original masonry is stripped down to exposed brick and complemented by stainless steel fixtures. Throughout the layout, emphasis is placed on full accessibility and smooth circulation; the public restrooms on the ground floor are accessible independently of the bistro or hall operations, serving passersby from the bike path and platform alike.

## OPERATIONAL AND SPATIAL LAYOUT

The layout is designed with an emphasis on the logical separation of individual operations while preserving their mutual synergy. The entrance floor acts as a circulation hub, where a central hall separates the bistro in the eastern wing from the multi-functional hall in the western part. The bistro is designed to be walk-through, accessible from both the street and the platform, whereas the hall is oriented toward a quieter section of the building. Publicly accessible restrooms are positioned to serve both the indoor operations and passengers at the stop. Vertical circulation is provided by the original right-hand winding staircase, supplemented by a new elevator to ensure full barrier-free access across all floors. The first floor is configured as a corridor layout, providing access to individual apartments and a central laundry room with a utility closet.

The attic layout is split into a social zone and a quiet zone. The social area includes a dining space with a kitchenette and a cinema hall. The quiet zone consists of two bedrooms with a specific layout of accommodation units. Each guest has a semi-private cabin equipped with a curtain for privacy, individual lighting, and storage space comprising a lockable locker with an integrated power outlet and deep drawers under the bed. The basement is strictly divided into a technical zone accessible from the interior and a workshop with an independent entrance for the general public.

## STRUCTURAL SOLUTIONS – DETAIL

The subject of the structural detail is the implementation of the accommodation cabins within the attic floor, situated directly under the slope of the roofline. These elements form semi-private individual pods that maximize space utilization beneath the timber roof framework. The partition walls between the cabins are designed as sandwich structures with a timber stud frame and internal insulation. The final cladding consists of PackWall boards, manufactured from recycled paper cardboard, which are left exposed to showcase their distinctive texture.

All integrated furniture within the cabin is also constructed from PackWall material: the bed with pull-out storage drawers, a shelving system, and a lockable locker. Each unit is equipped with its own lighting fixture and hidden electrical outlets within the locker storage. The locker behind the bed opens from the top, featuring an installed hydraulic lift system for easier handling. To ensure visual privacy, the cabins are fitted with fabric curtains.



Local railway station around 1910



Local railway station at present (northern part)



Local railway station at present (view from the main road)

## HISTORY

- Prostějov (formerly Prossnitz) - first mentioned in 1141, a town since 1390
- Significant development of the town in the 19th century - connection to the railway, industrialization, textile and clothing production
- 11889 - commencement of operations at the Local railway station in Prostějov
- Neoclassical station building, clear symmetry, austere facade
- The building is based on a model design - standardized layout and operational solution
- Central station of the Moravian Western Railway
- Prostějov - Chornice - Moravská Třebová - Česká Třebová line
- An important regional railway with significant freight transport
- 1912 - extension of the post office building
- Extensive station area: station building, post office, warehouses, engine house, turntable, water tower, workshops
- Key role in serving the industry in the northern part of the town
- 2nd half of the 20th century - decline in traffic and importance of the area
- After 2018 - demolition of part of the structures
- 2020 - planned demolition of the station - structures saved thanks to a local initiative
- 2025 closure of the station building

## CIVIC AMENITIES

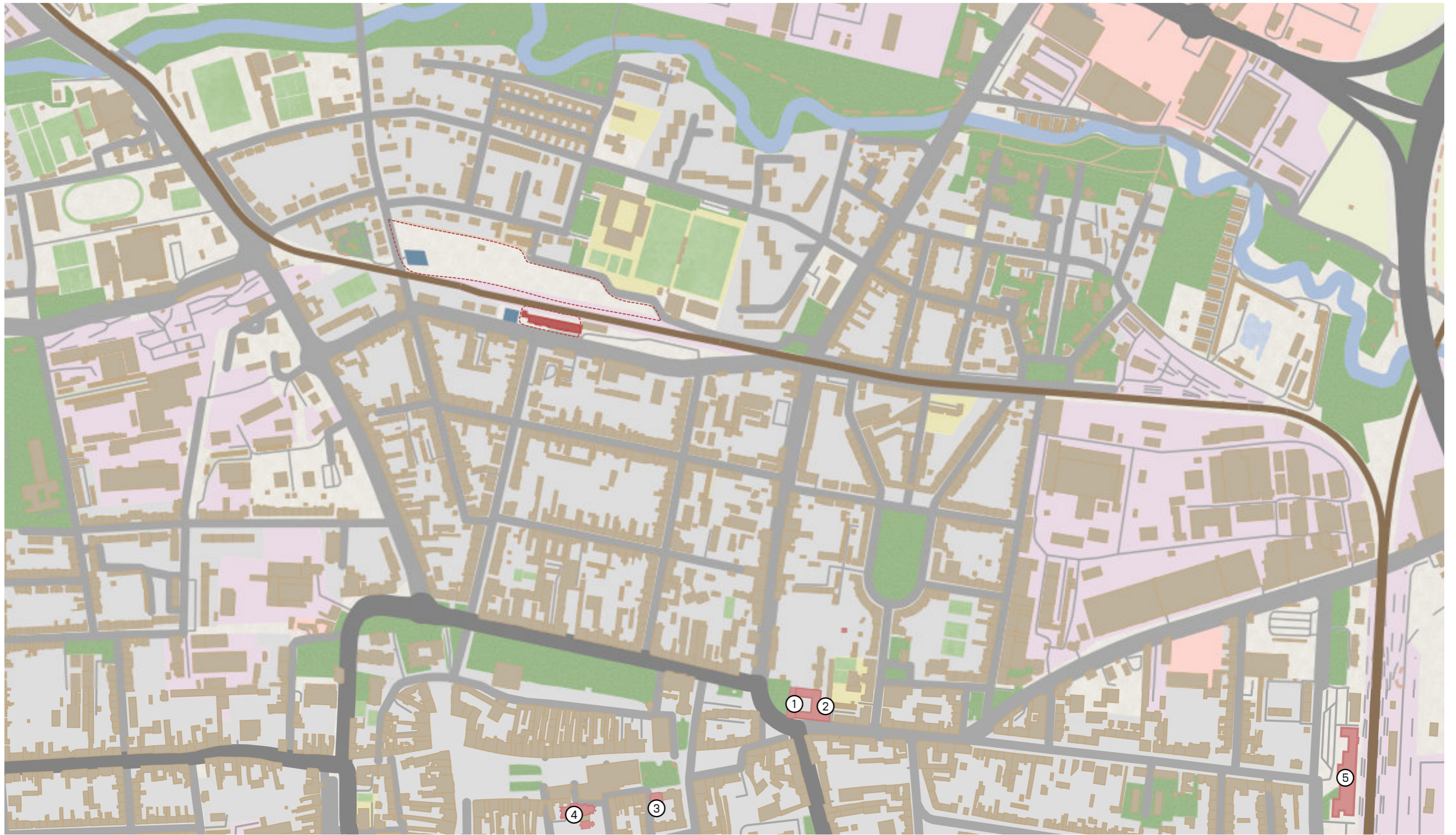
- The area lies next to a busy road - noise
- The building is easily accessible by public transport - there is a bus stop and a train stop in the vicinity of the building
- A cycle path runs past the building
- The building is located near the historical center of the town of Prostějov
- Stationary traffic (parking) is handled by a parking lot west of the building and a planned parking house on the site of the existing vegetable warehouse
- Nedostatek veřejných upravených zelených ploch.

## ZONING PLAN





















- According to the new zoning plan, the land use is suitable for civic amenities, especially services, catering, and accommodation
- The maximum building height for the selected area is 15-19 meters
- The area is not located in a flood zone
- The building under consideration is architecturally and historically valuable
- It is located within the protection zone of a flight corridor, therefore it is necessary to assess the existing mature greenery as well as the new greenery




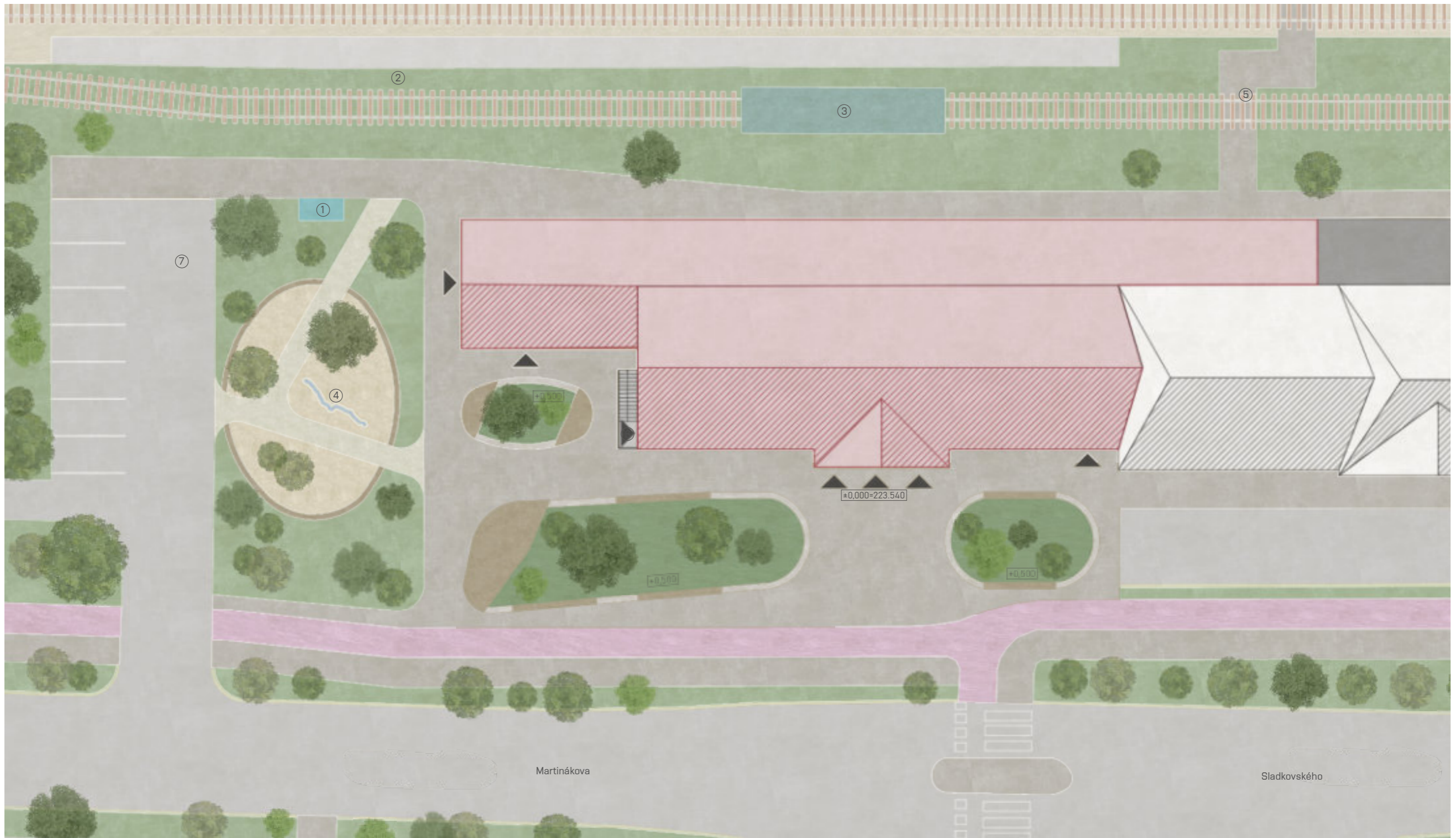
Local railway station, installation of the new train stop 2025

























LEGENDA

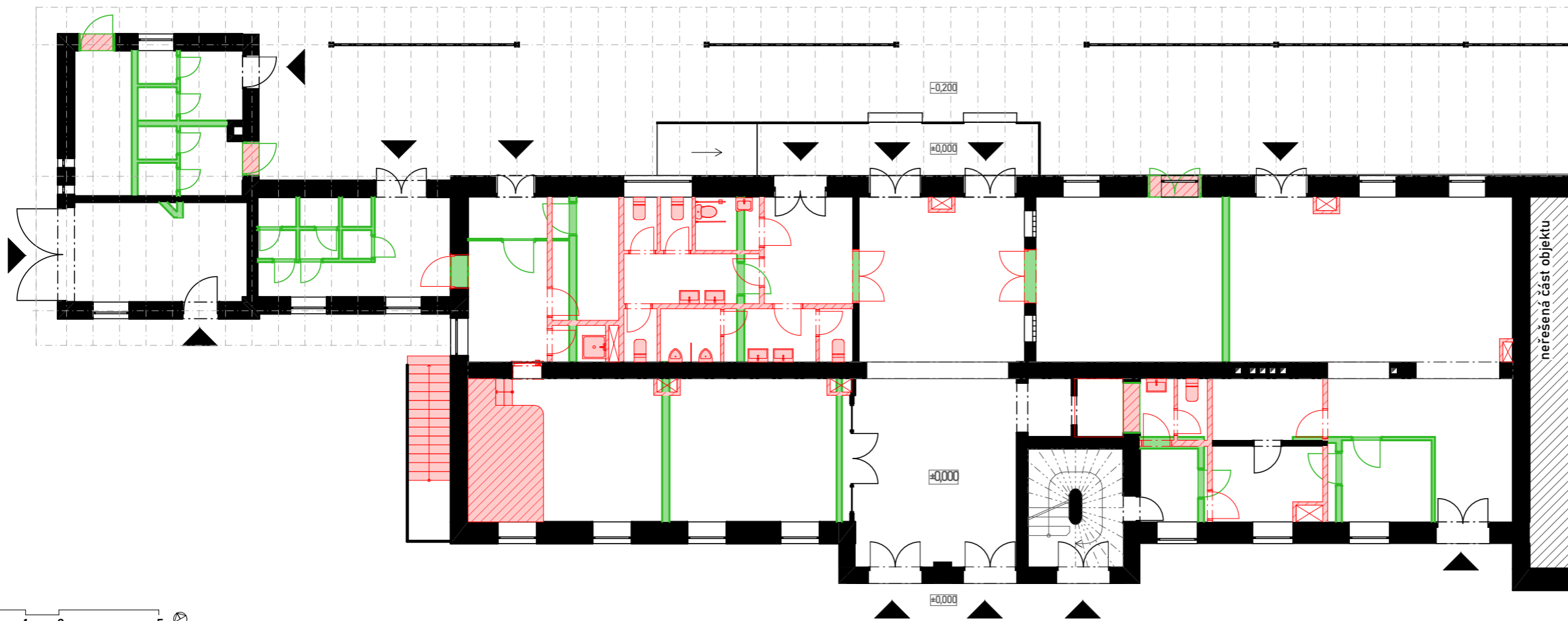
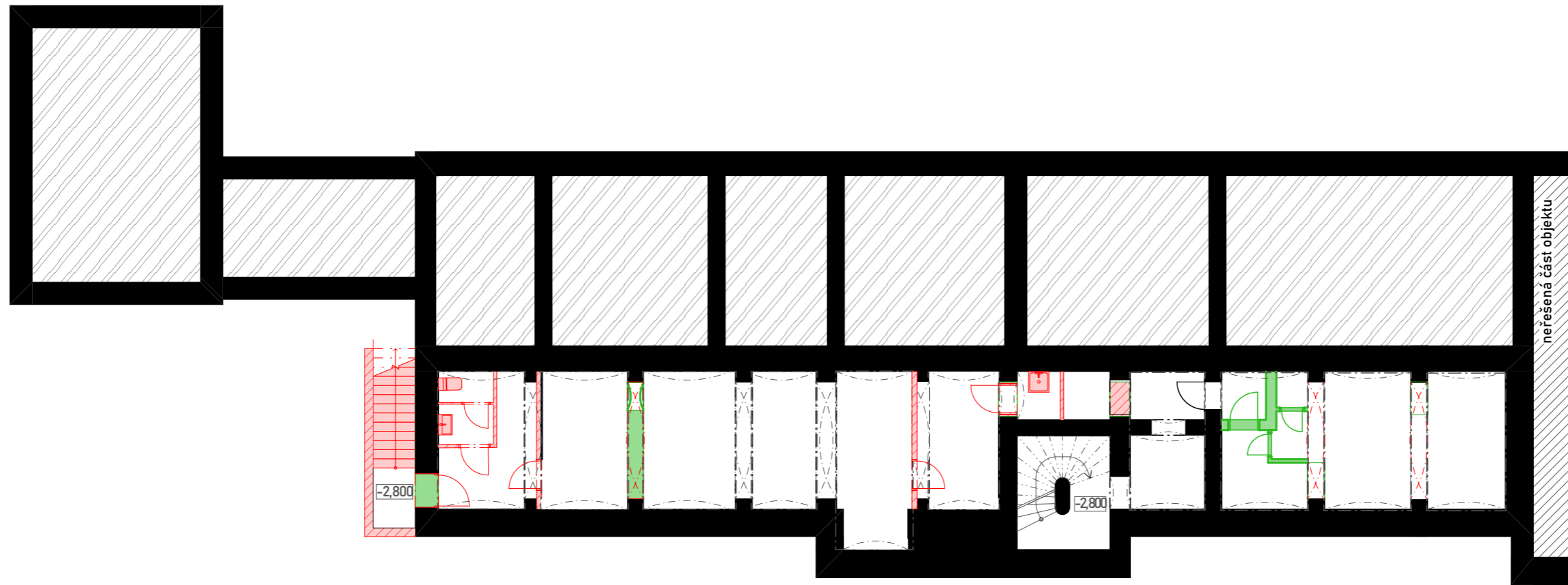
 Řešený objekt	 Místní komunikace	 Průmyslová zóna	 Parkoviště	 ① Kostel sv. Jana Nepomuckého	 ⑤ Hlavní nádraží
 Řešené území	 Zeleň	 Maloobchodní zóna	 Vodní plocha	 ② Klášter milosrdných bratří	
 Okolní zástavba	 Hřiště	 Rezidenční zóna	 Silnice 1. třídy	 ③ Husův sbor	
 Významné stavby	 Železnice	 Sportoviště		 ④ Povýšení sv. Kříže	

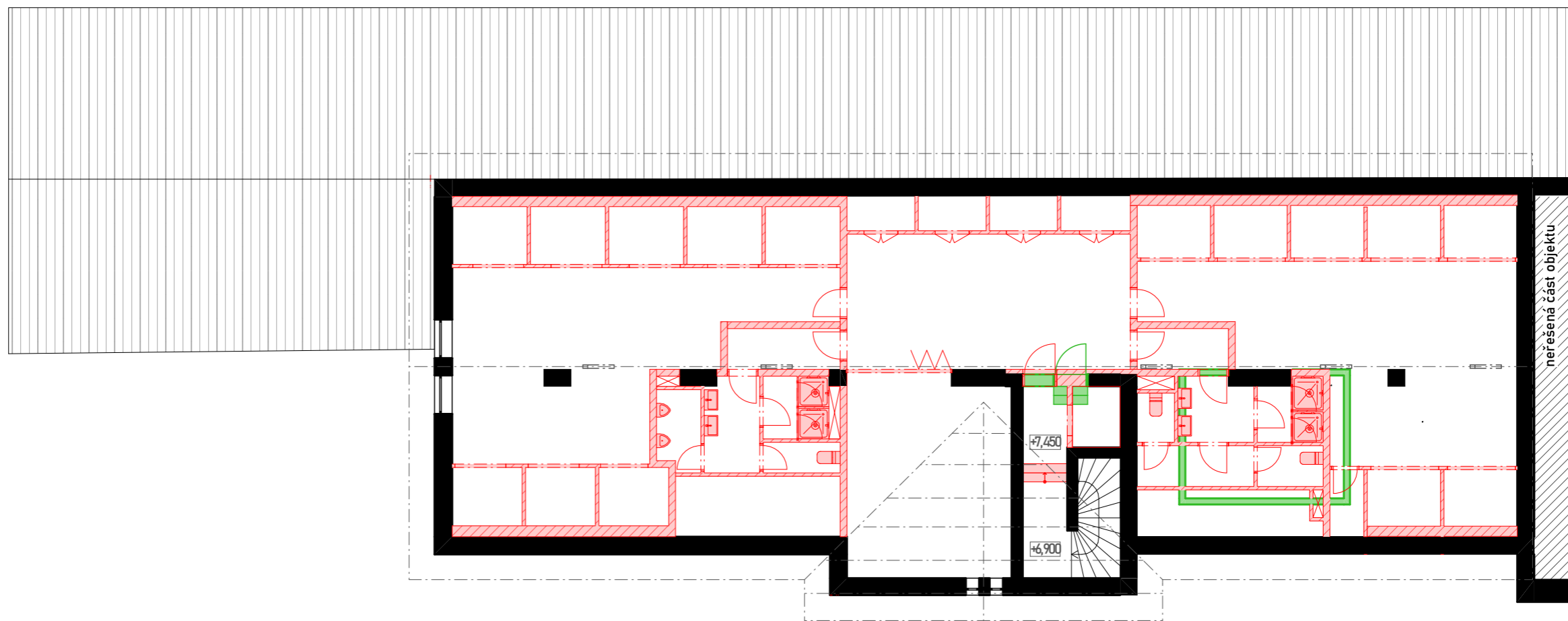
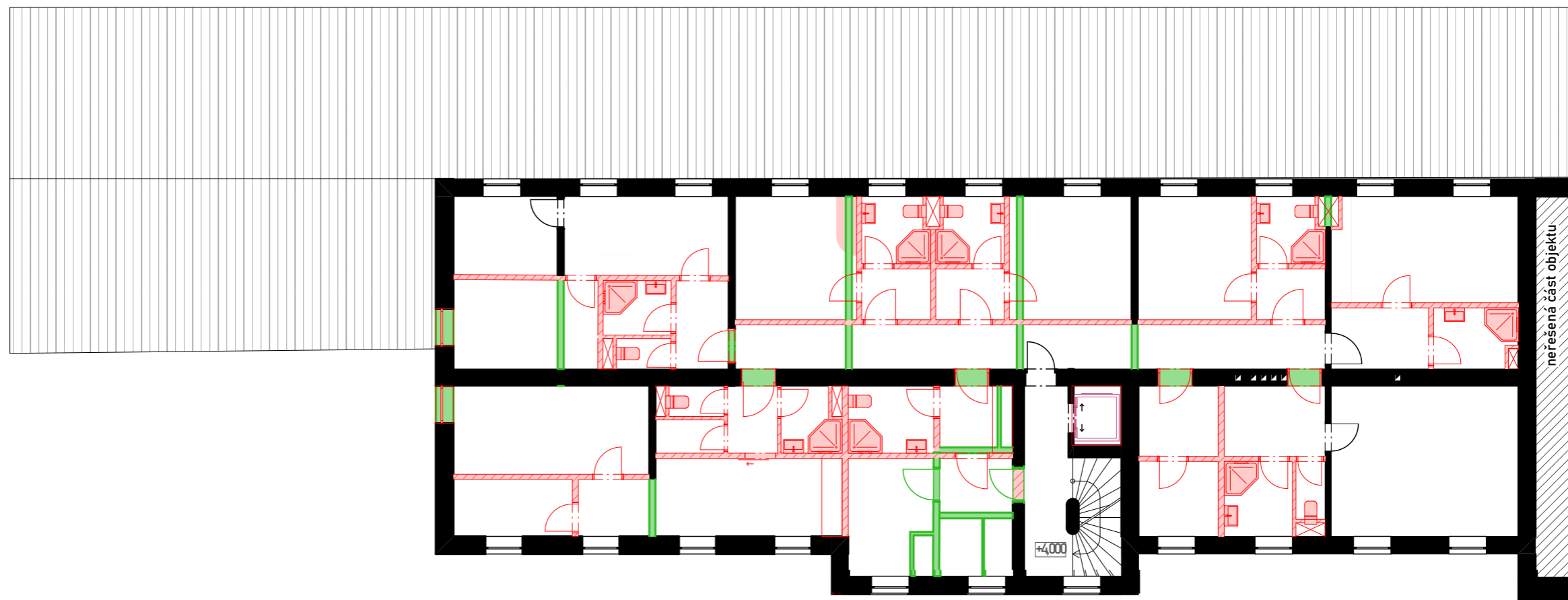


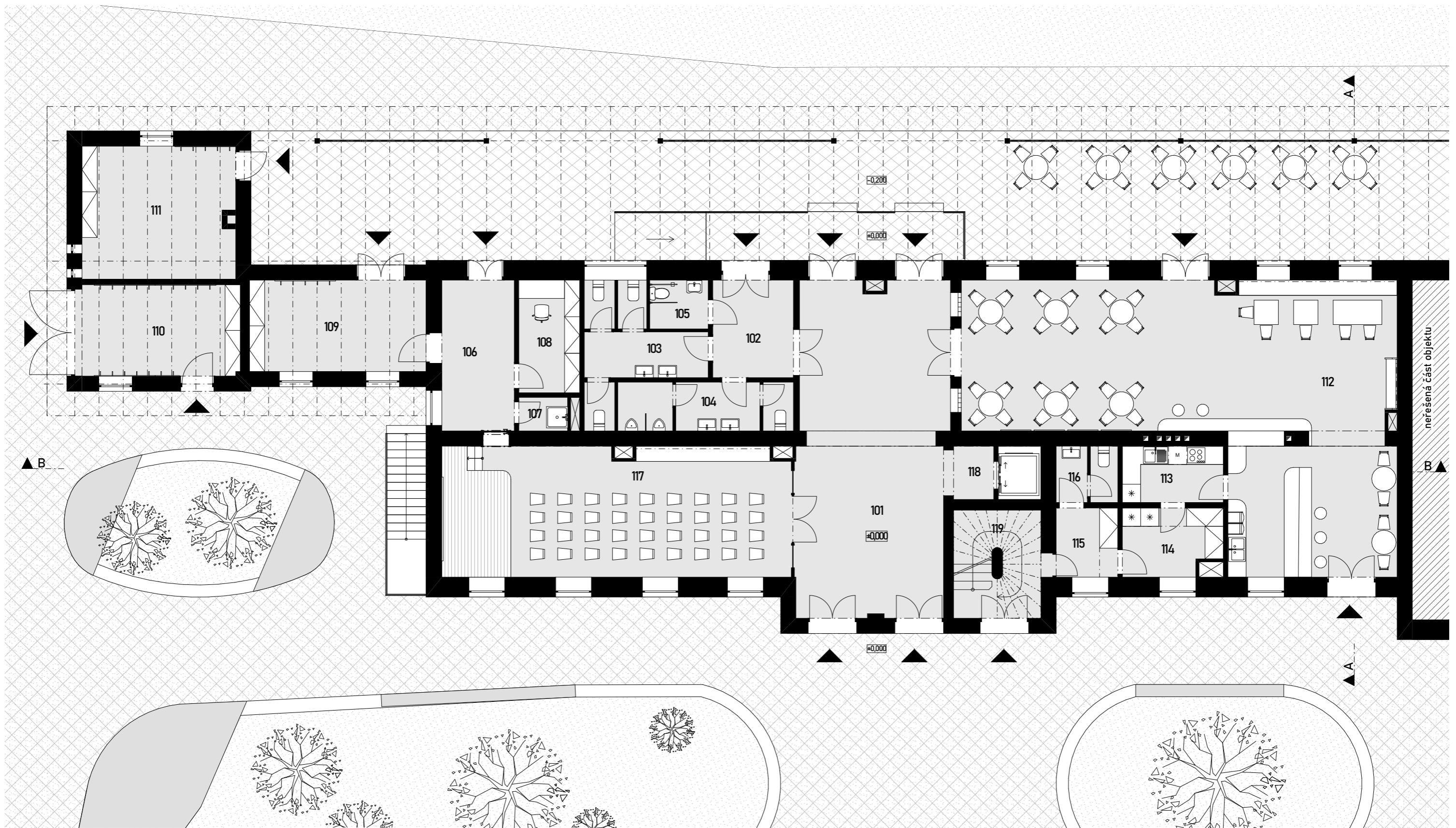


**LEGENDA**

 Řešený objekt	 Mlat	 Betonové ohraničení	 Vstup do objektu	 Vlaková zastávka	 Přechod přes koleje
 Okolní zástavba	 Cyklostezka	 Lavice dřevěné	 Listnatý strom	 Vlakové nástupiště	 Vstup do sklepa
 Silnice	 Chodník	 Obrubník		 Sezonní stánek s občerstvením	 Parkoviště
 Kolejště	 Pěší cesta	 Zeleň		 Vodní prvek	 Umělý potok

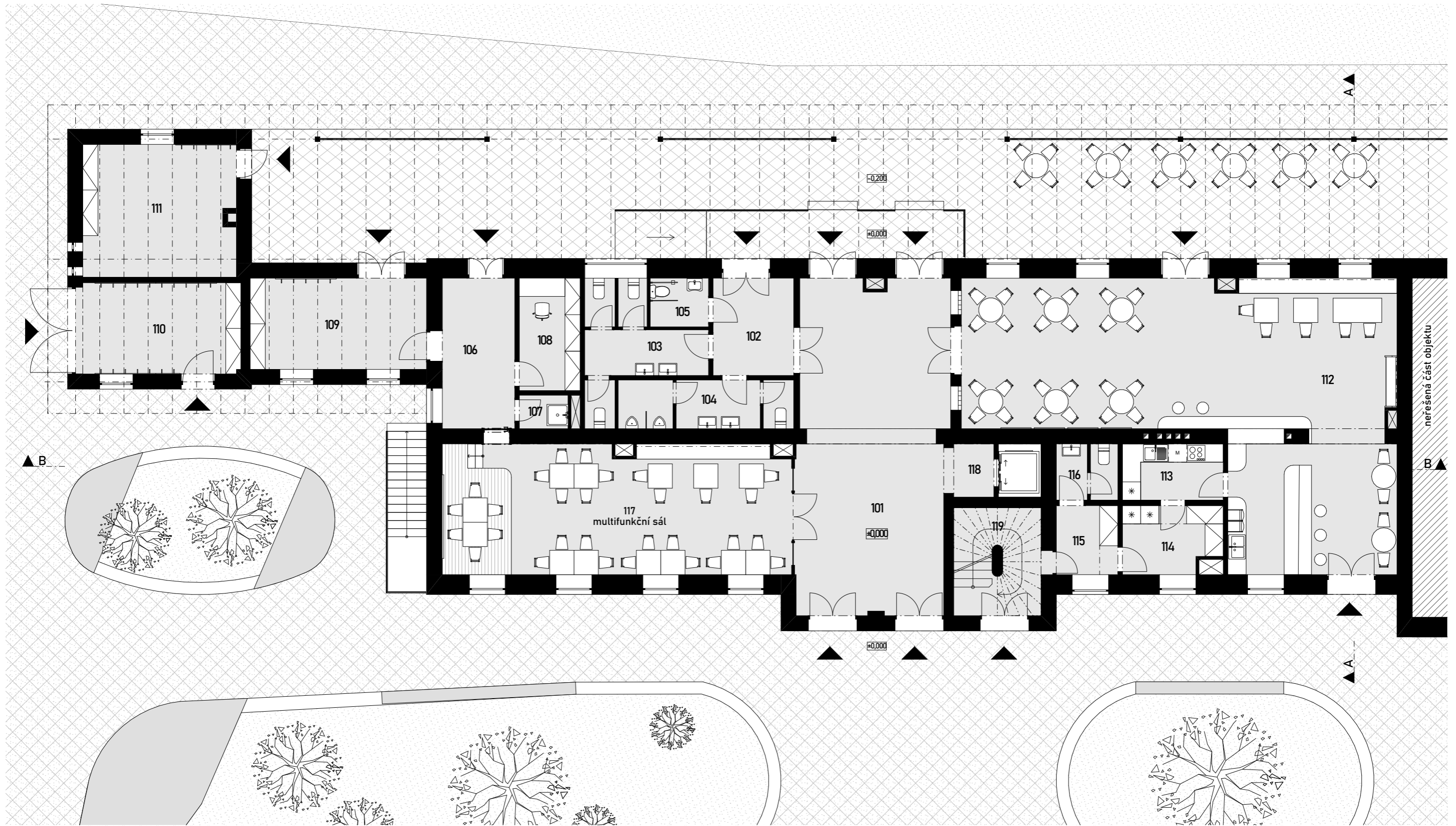


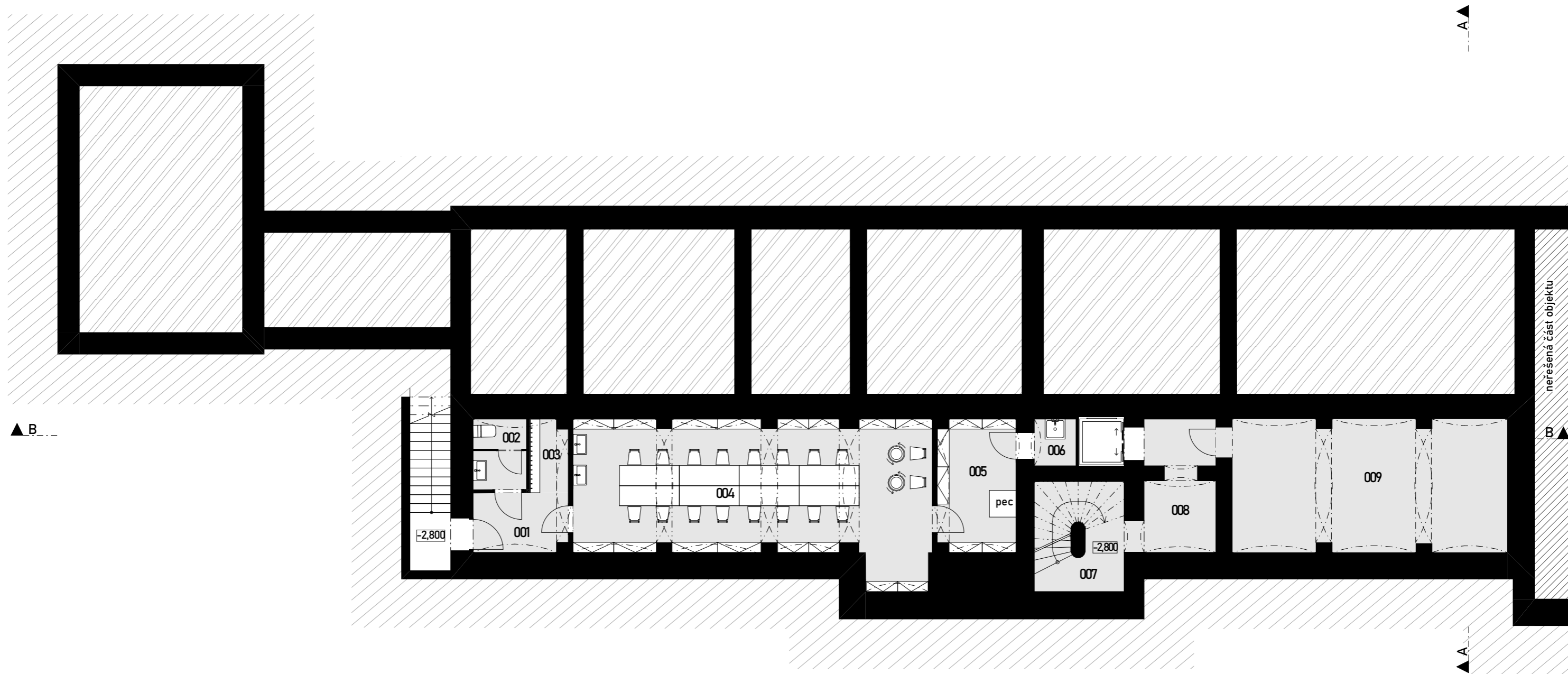




**LEGENDA MÍSTNOSTÍ**

č.m	název	plocha	č.m	název	plocha	č.m	název	plocha
101	společná chodba	54,4	108	šatna	7,4	115	šatna pro zaměstnance	5,0
102	zádveří	8,5	109	sklad pro sál	17,4	116	wc pro zaměstnance	3,8
103	wc ženy	11,3	110	úschovna kol	15,6	117	multifunkční sál	49,0
104	wc muži	9,2	111	sklad venkovního nábytku	22,1	118	výtah	5,0
105	wc ZTP	3,1	112	bistro	97,7	119	schodiště	10,2
106	chodba	11,8	113	příprava	6,1			
107	úklid	2,2	114	sklad bistra	7,0			

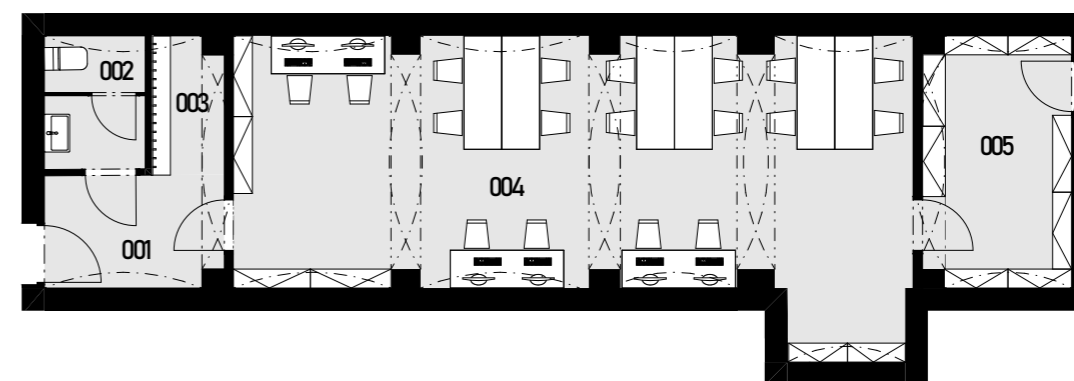


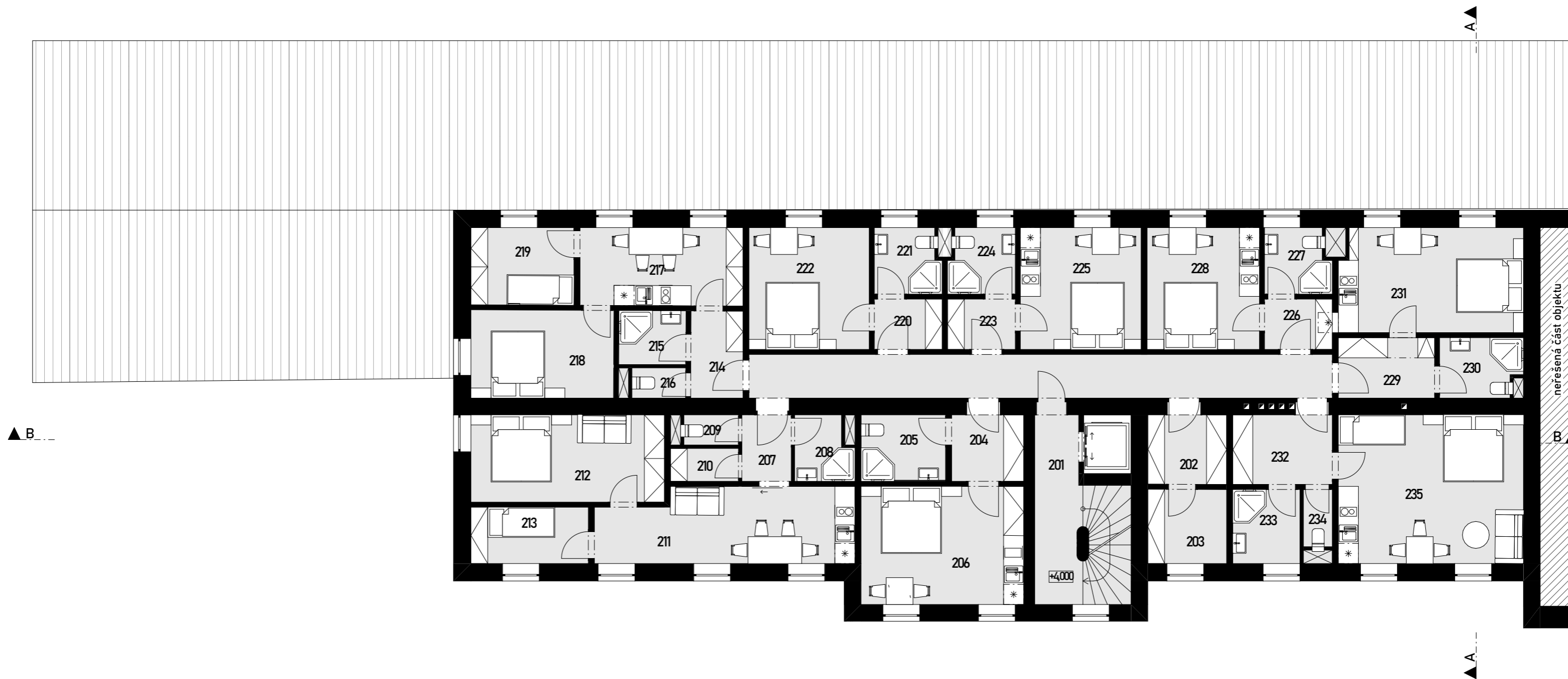


LEGENDA MÍSTNOSTÍ

č.m	název	plocha
001	zádveří	5,0
002	wc	3,4
003	šatna	2,4
004	keramická dílna	44,4
005	sklad hlíny	9,2
006	úklid	1,8
007	schodiště	8,9
008	zádveří	8,1
009	technická místnost	32,9

DRUHÁ VARIANTA ROZMÍSTĚNÍ MOBILÁŘE PRO GAMEROOM





**LEGENDA MÍSTNOSTÍ**

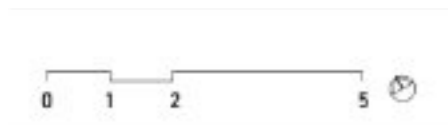
č.m.	byt	název	plocha	č.m.	byt	název	plocha	č.m.	byt	název	plocha
201	-	chodba	16,2	214	-	zádveří	4,0	226	-	zádveří	3,0
202	-	úklid	4,9	215	-	koupelna	3,2	227	6	koupelna	4,0
203	-	prádelna	5,2	216	3	wc	1,8	228	-	pokoj + kk	12,2
204	-	zádveří	4,3	217	3	obývací pokoj + kk	11,4	229	-	zádveří	5,2
205	1	koupelna	5,0	218	-	ložnice	11,1	230	7	koupelna	4,5
206	-	pokoj + kk	17,1	219	-	pokoj	7,1	231	-	pokoj + kk	17,3
207	-	zádveří	2,9	220	-	zádveří	3,0	232	-	zádveří	6,2
208	-	koupelna	3,6	221	4	koupelna	4,0	233	8	koupelna	4,4
209	-	wc	1,8	222	-	pokoj + kk	13,0	234	-	wc	1,9
210	2	šatna	1,9	223	-	zádveří	3,0	235	-	pokoj + kk	24,5
211	-	obývací pokoj + kk	16,5	224	5	koupelna	4,0				
212	-	ložnice	15,0	225	-	pokoj + kk	13,1				
213	-	pokoj	5,9								



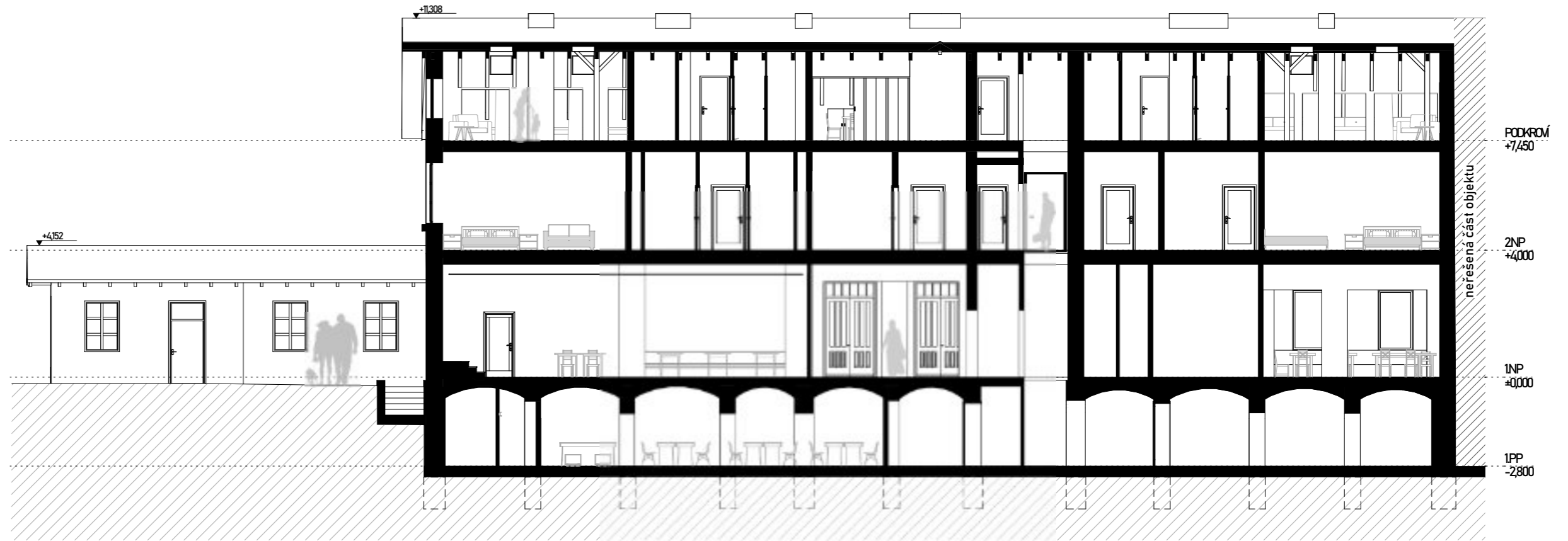


**LEGENDA MÍSTNOSTÍ**

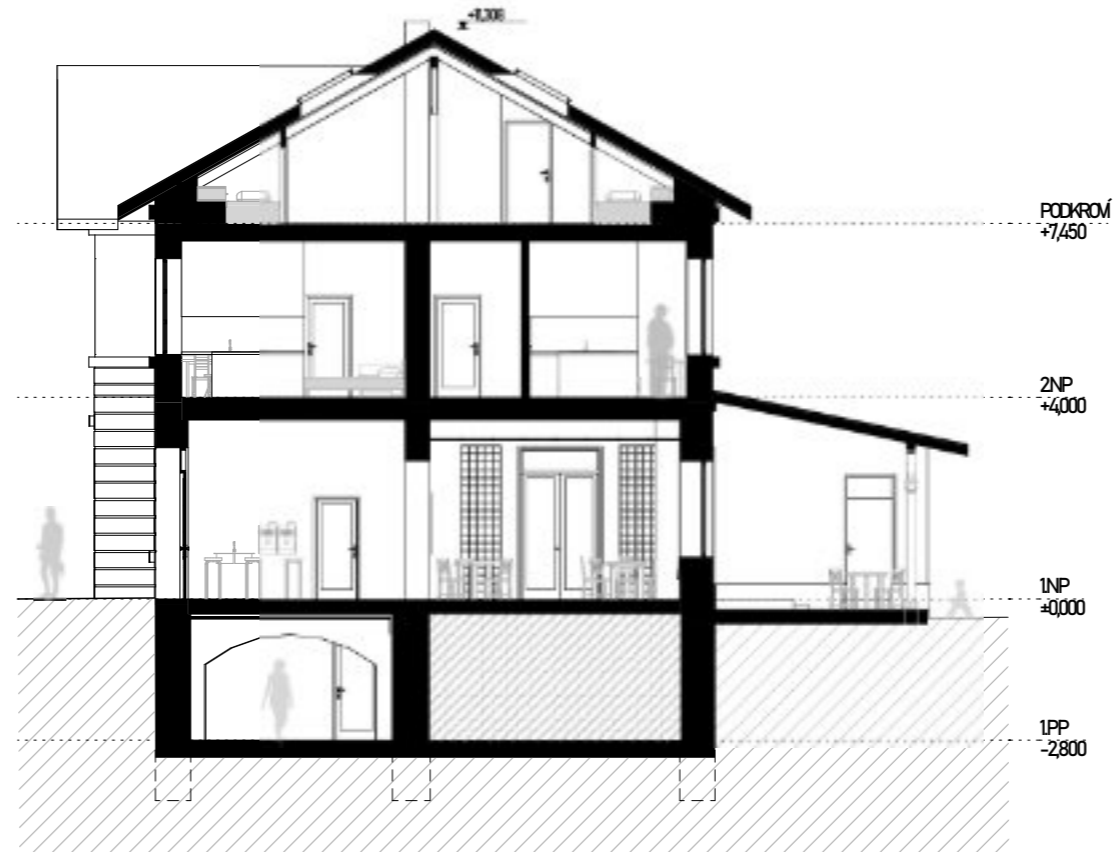
č.m	název	plocha
301	chodba	16,2
302	společenská místnost	33,2
303	promítání	28,9
304	společné ubytování	62,5
305	společné ubytování	64,4
306	chodba	4,0
307	umývárny ženy	11,7
308	chodba	3,2
309	umývárny muži	14,2

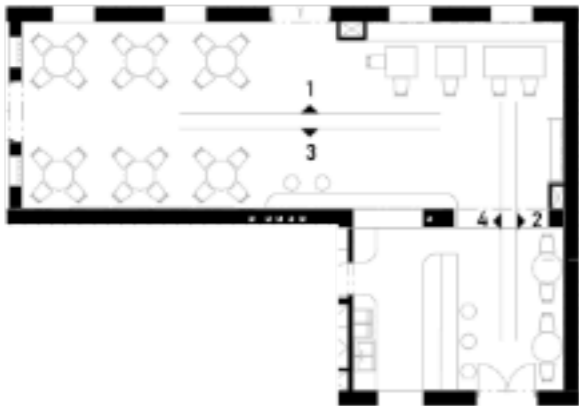


SECTION B-B

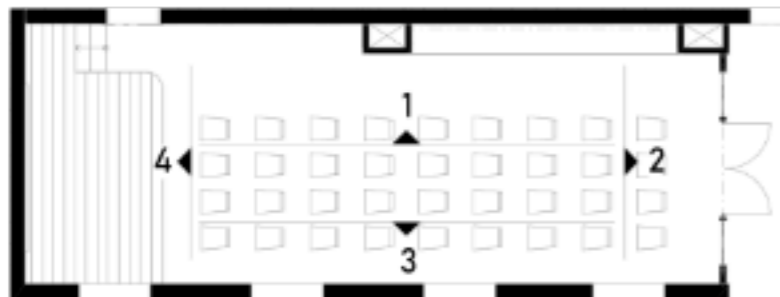
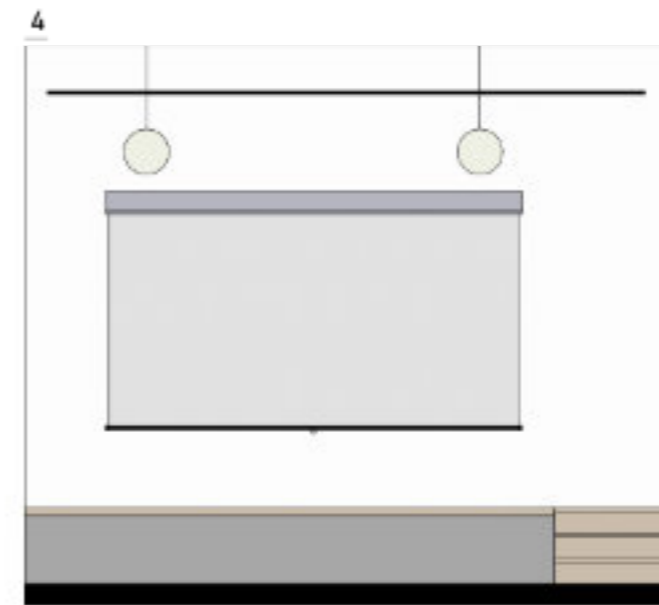


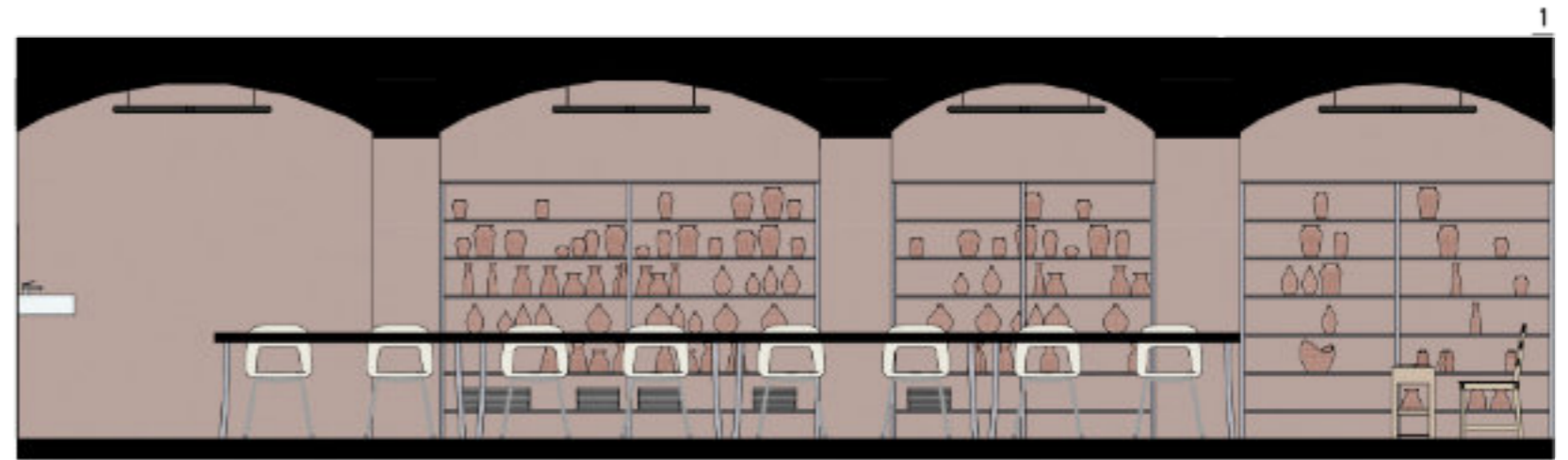
SECTION A-A



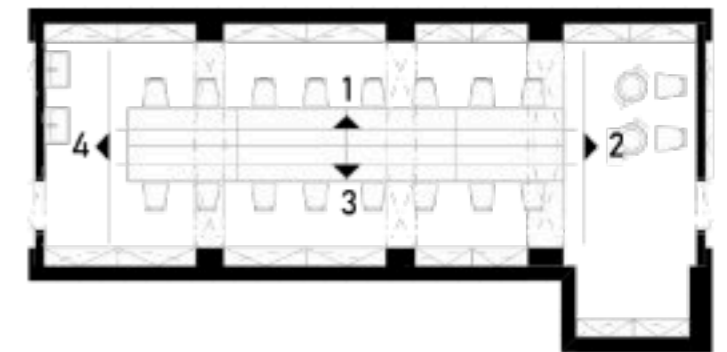




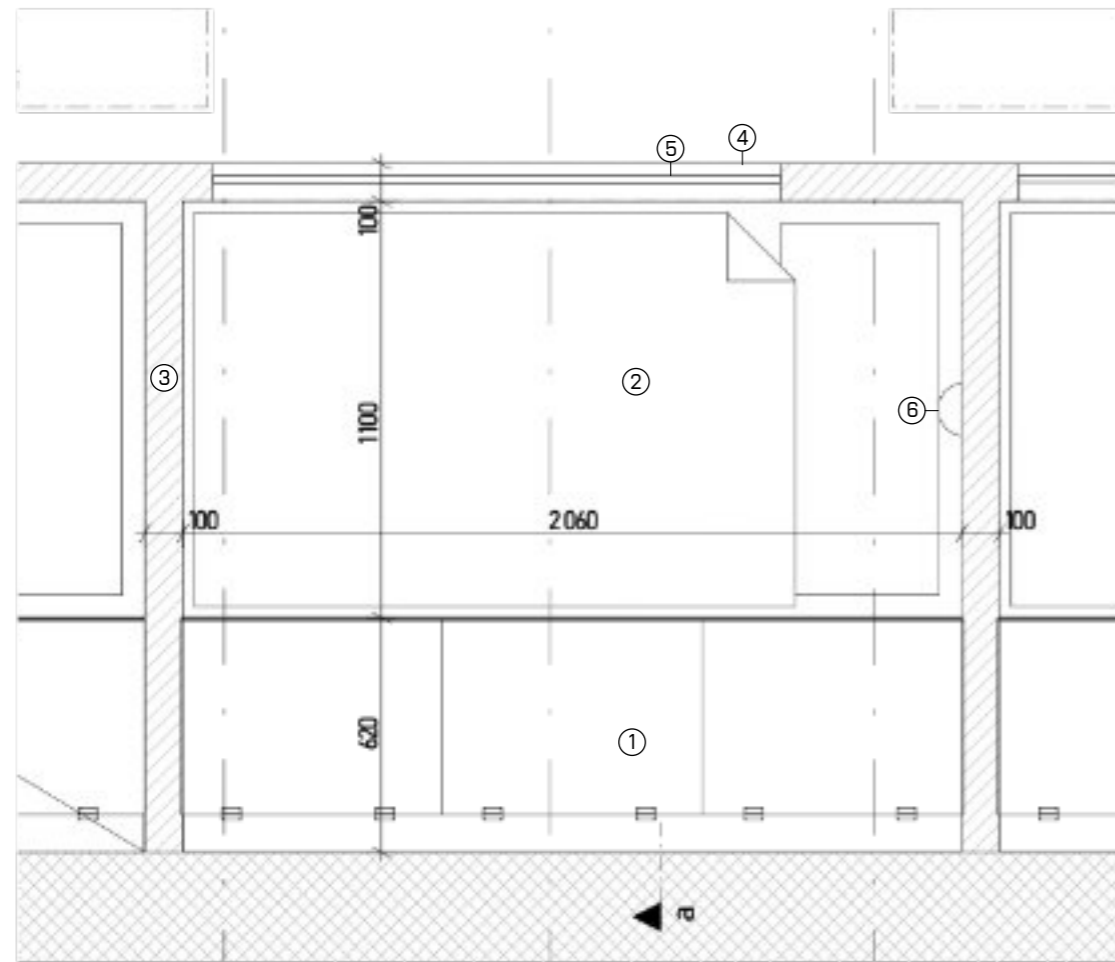




0 0.5 1 2



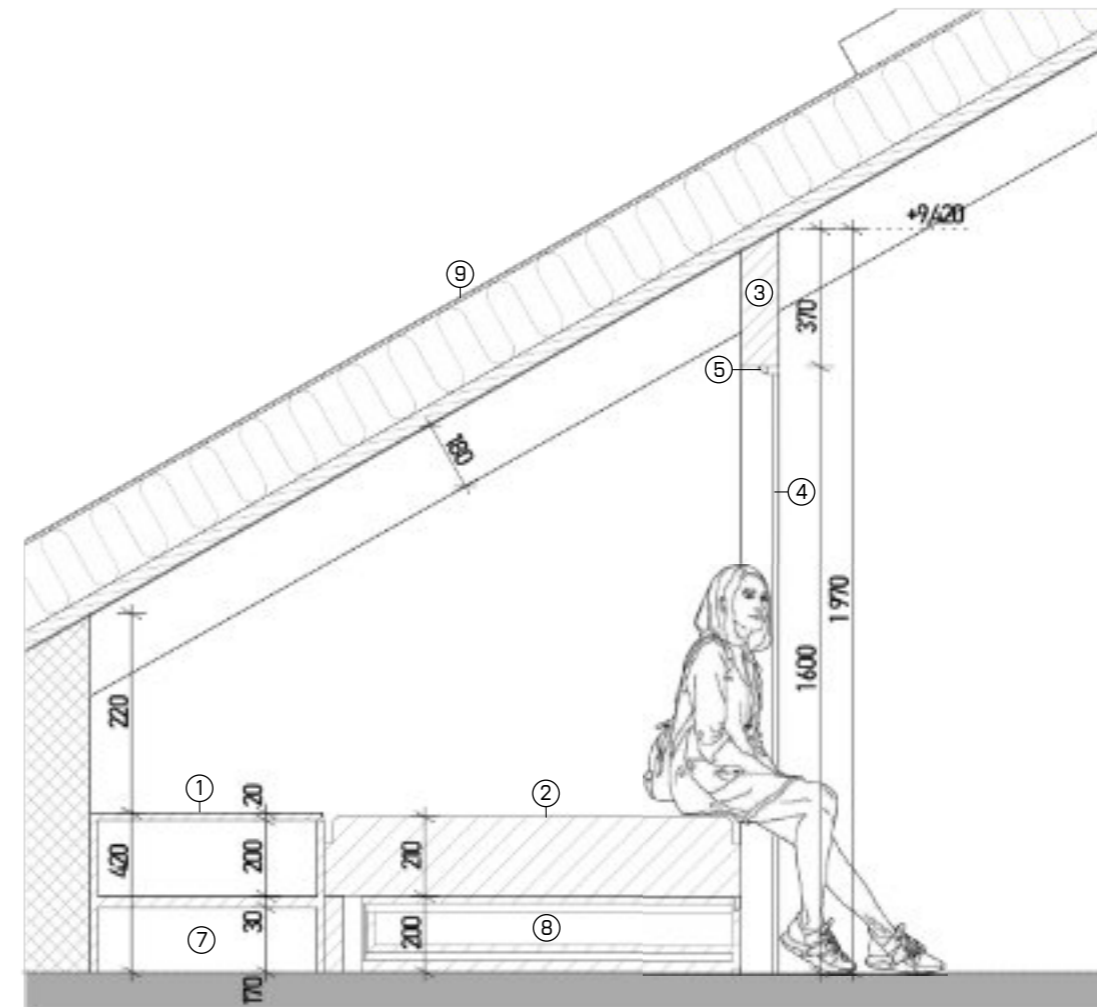
PŮDORYS 1:25



3/P



ŘEZ 1:25

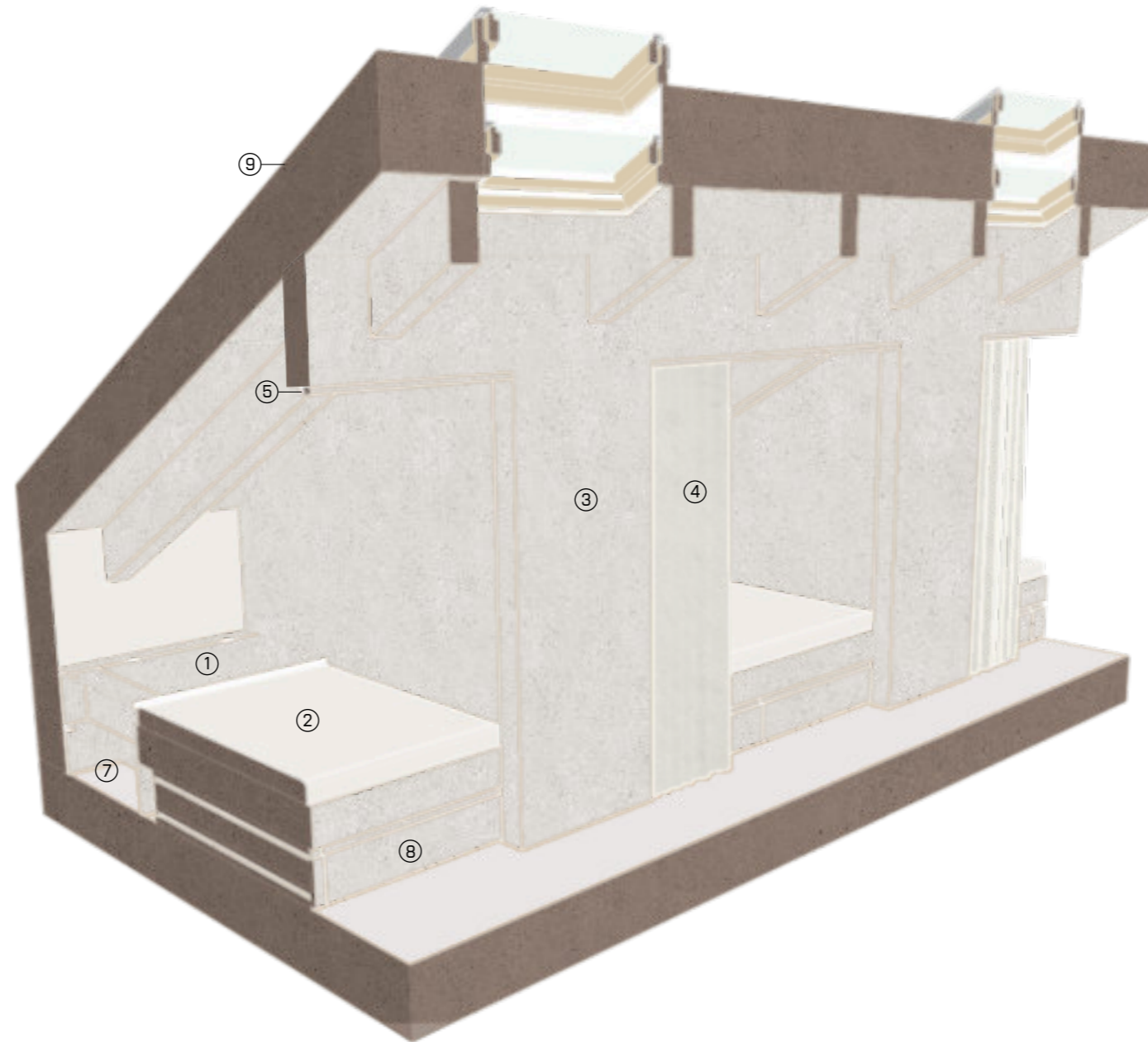


LEGENDA



- ① Lockable cabinet made of PackWall - top-opening with a hydraulic strut
- ② Single bed - structure made of PackWall boards
- ③ Sandwich partition wall made of a wooden frame and PackWall boards



- ④ Cotton curtain - grey color
- ⑤ LED light strip
- ⑥ Semi-circular reading light

- ⑦ Space for electricity routing and ventilation (HVAC)
- ⑧ Under-bed drawers made of PackWall boards
- ⑨ Roof structure with over-rafter insulation and exposed rafters



**LEGENDA**

-  PackWall boards  
 - boards made of recycled cardboard  
 - used for furniture and bed partition walls
-  Vinyl flooring  
 - Elbe oak decor  
 - boards made of recycled cardboard

-  Cotton curtain  
 - grey color
-  Plaster / Stucco  
 - white color















