



VERTICAL CHASM COMPLEXITY & GFCC SCREEN CANOPY DETAIL



BIOPHILIC SKY-GARDEN & FILIGREE MESH interface



GROUND PROMENADE & CHASM VOID RELATIONS SCREEN DETAIL



GROUND PROMENADE & CHASM VOID RELATIONS



'VERIDIAN NEXUS: A MASTERPLAN FOR REGENERATIVE URBAN CHASM-VOID CITIES | DISTRICT-SCALE OVERVIEW & URBAN INTEGRATION

NOCTURNAL ALIVE: MATERIAL SYNERGY & LIGHTING



PANEL 1 (9) BY NICO/NAIRO/POULIAN | ALL RIGHTS RESERVED



NADIR-AERIAL: DISTRICT SYNERGY & FORM RELATIONS.



Diagrammatic Void analyses



Diagrammatic Void analyses


SKY-GARDEN (VERTICAL INTEGRATION, SKY-GARDEN)



Sky-Garden Programmatic Zoning

Sky-Garden wens Pods, Rainwater Harvesting & Filtration Beds

Vertical Circulation Core Integration



UPPER SKY-GARDEN TERRACE: BIO-POD & FILIGREE SCREEN DETAIL



ACOUSTIC INSULATION LAYERS

ACOUSTIC INSULATION LAYERS

MODULAR GLASS POCBS

ADAPTIVE FACADE SYSTEM

UPPER SKY-GARDEN TERRACE: BIO-POD & FILIGREE SYSTEM

'VERIDIAN NEXUS: DISTRICT SYNERGY & ECO-GENESIS

- District-Wide Pedestrian & Micromobility Flows
- Bio-Retention Swales & Swale Network
- Multi-Level Biophilic Chasm Void
- Thermal Labyrinth Core for Passive Cooling
- District Pedestrian Micromobility Flows
- Closed Loop Water Management System
- Regenerative Solar Skin & Micro-Grid



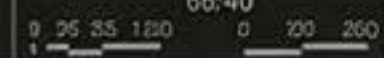

GROUND LEVEL PLAZA & RETAIL PROMENADE
Gleesst onnte, Corwie (1/er meterikfive epettilics)

- Café Nexus
- GFCG Aceus
- Rainwater cascading Swale Gceus
- Plans Stevcending
- Lanrinded tanding
- Public Access Point

GROUND LEVEL PLAZA & RETAIL PROMENADE MASTERPLAN



Parametric surface analysis



VERTICAL CHASM COMPLEXITY & GFCG SCREEN CANOPY DETAIL.



Solar Access & Shading Profiles

Programmatic Stacking

ADJACENCY MATRIX

Parametric surface analysis



Thermal Labyrinth

Thermal Labyrinth for Passive Cooling



Corved ve surves analysis

Automated Logistics Distribution Tunnels

Automated Logistics Distribution Tunnels



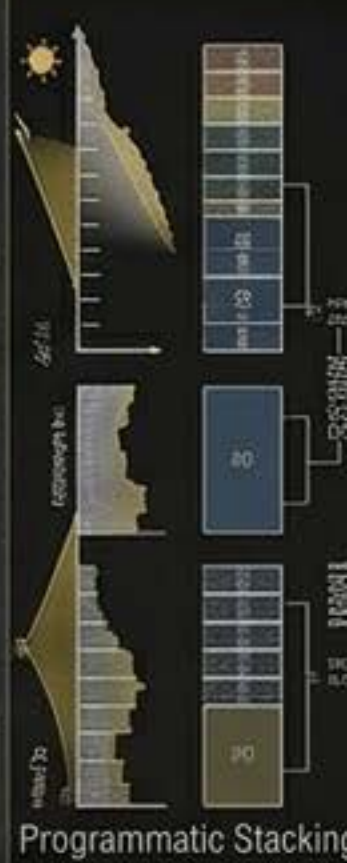
NADIR-AERIAL MASTERPLAN OVERVIEW



DYNAMIC INTERMEDIATE CHASM DEPTH



ADJACENCY MATRIX



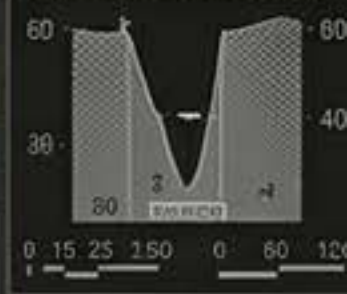
LOW-INTERMEDIATE PUBLIC CHASM POOL INTERFACE



TEXTURAL FACADE & INTERNAL VOIDS DETAIL



CHASM SECTION



PLANTING DETAIL



LOBBY & CHASM VOID THRESHOLD (looking Up)



Café Nexus entrance with detailed seating and original scaled motorbike
Biomorphic concrete pylons

Treated Concrete
Treated cavtd paving detail

Ground Level Plaza paving detail
Water cascading pools with filtered aeration
Café Nexus entrance with detailed seating and original scaled motorbike outside

SKY-GARDEN PATH & BRIDGE CONNECTION (looking Across)



Monsteras, species
Endemic Palms, species
Tree Ferns, species

GFCG mesh canopy structure above
Interlocking Pedestrian Bridge Path



RESIDENTIAL POD & GARDEN OUTLOOK (looking Out)

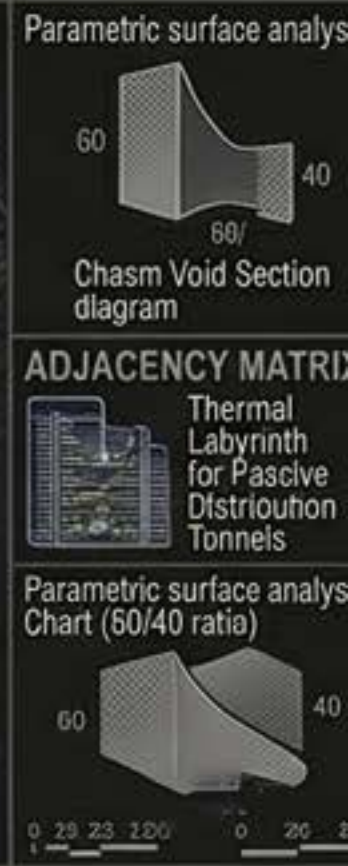


GFCG Facade Mesh types

Speenltes (glass typosial types)

GFCG Facade Mesh (GGFIG perforated screen ma detailed texture)

SKY-LOUNGE & CHASM OVERLOOK (looking Down)





UPPER SKY-GARDEN TERRACE: BIO-POD & FILIGREE SCREEN



VIEW 1: CHASM PROMENADE & retail RELATIONS.



VIEW 2: SKY-GARDEN INTERCONNECTIVITY & POD RESIDENCE.



VIEW 3: MASTERPLAN NADIR-AERIAL & VOID/SPACE RESOURCE CASCADES.



VIEW 4: MATERIAL SYNERGY & GFCG MESH DETAIL.

