LIGHT STUDY

RECTANGULAR OPENINGS

CIRCULAR OPENINGS

OPENINGS ABOVE HUMAN EYE LEVEL

LOWER LEVEL OPENINGS

CIRCULAR SKYLIGHT

MULTIPLE RECTANGULAR SKYLIGHTS



REFLECTION OF LIGHT (BY TRANSPARENT SURFACES)

REFLECTION OF LIGHT (BY SHINNY SURFACES)

DISPERSION OF LIGHT (TO GET BAND OF COLOURS)

UNDERSTANDING THE SITE.

'HYDERABAD'- the city known as the city of 'PEARLS', has no wonders produced pearls of human beings too. The city which has drastically bloomed out and expanded from its centre in very few years is certainly one of the city to accept experiments and rapidly develop. Due to this rapid growth of the city, it has now been divided into four major areas- THE OLD CITY, THE CORE CITY, THE EXTENDED CITY AND THE PERIPHERAL CITY. The proposed design site is a part of the CORE CITY.

LOCATION: CORE CITY
EXTENSION (BANJARA HILLS).

DISTANCES:
SITE TO LAB-20M.
SITE TO MEMORIAL-60M.
SITE TO GUEST HOUSE-10M.
SITE TO MAIN ROAD-120M.
SITE TO RESIDENCES-160M.

The site even though located in the most busiest area of the city is one of the most SILENT places ever visited by me. The site is located within the area of Dr. REDDY MEMORIAL and is majorily usable by the people working in the laboratory. The Dr. REDDY MEMORIAL which is located in the immediate context of the site is one of the best examples of 'PHILOSOPHICAL THEORY ARCHITECTURE'. One of the works of AR. SANJAY MOHE, the memorial is actually 'A BIOGRAPHY OF DR. KALLAM ANJI REDDY'S LIFE'. The SILENCE, USE OF MATERIALS,THE PLAY OF LIGHT, USE OF TEXTURES, USE OF NATURAL ELEMENTS are some of the major aspects of the memorial.

SITE PLAN (SCALE-1:1000)

ADVANTAGES FOR DESIGN.



LARGE GREEN COVER AROUND THE SITE.

EASY ACCESSIBILITY OF THE SITE.

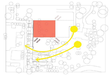

PLEASANT CLIMATIC CONDITIONS.

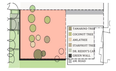

OPENESS ALL AROUND THE SITE.

CHALLENGES FOR DESIGN.



SPACES COMPLEMENTING MEMORIAL.



SPACES MERGING WITH LANDSCAPE.

SAPCES MAINTAINING SILENCE.

SPACES TO SEEK POSITIVENESS.

SPACES FOR SPIRITUAL CONNECTNESS.

SITE SECTION WITH INITIAL IDEATION.

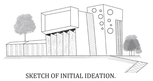

SKETCH OF INITIAL IDEATION.

UNDERSTANDING THE TERM "INSTITUTION":
1-ORGANISATION.
2-PURPOSE OF ORGANISATION..
3-PERMANENT NATURE.
4-PATTERN OF BEHAVIOUR.

UNDERSTANDING THE TERM "NUMINOUS":
1-STRONG SPIRITUAL QUALITY.
2-PRESENCE OF DIVINITY.
3-INVITING EXPERIENCE.
4-SIMPLICITY.

UNDERSTANDING THE CONNECT BETWEEN MIND AND SOUL

UNDERSTANDING THE CHAKRA SYSTEM OF BODY

UNDERSTANDING CONNECT OF BODY AND ARCHITECTURE

"LITTLE TIME WITH ME"-THE MAIN CONCEPT OF THE PROJECT

ORGANISATION OF FORM BASED ON HUMAN BODY.

The WELLNESS CENTRE tries to connect with the SILENCE and intents to INSPIRE ONESELF BY HIS INNER VOICE. The design intent of the built form is to connect with the PANCHAMAMAHABHUTA (THE FIVE ELEMENTS OF NATURE). It intends to create a dialogue between the HUMAN BODY and the PRAKRITI. Understanding the 3 main Chakaras of the human body i.e. PSYCHOLOGY, SPIRITUAL and PHYSICAL and developing and balancing these factors with the built form also adds to the built form.The built form is broken down into the 7 major aspects of the human body- the core, head, chest, shoulders, lower chest, abdomen and feet.The spaces govern by SENSORY EXPERIENCE and help to create a HEALING ATMOSPHERE. The environment of the space intends to break through the buzz and fuzz and rapid life of the city to give a new REFRESHING AND HEALING ENVIRONMENT to the user.

FORM DEVELOPMENT



KEY FACTORS OF DESIGN.

CREATING ONES OWN BUBBLE.

FIND ONESELF IN CROWD

CREATING POSITIVE MINDSET.

EXPERIENCING STAGES OF JOURNEY.

REFOCUSING ONES MIND.

SPACES TO RECALIBRATE ONESELF.

MERGENCE OF INTROVERT AND EXTROVERT SPACES.

SIMPLICITY AND MINIMALISM OF THE FORM.

DIFFERENT THERAPY STUDIES.

MATERIAL THERAPY:
Each material has its own unique characteristics, for instance:

1-WOOD-WARMTH(NATURE).
2.BRICK-COLONIZES.
3-GLASS-CLARITY.
4-CONCRETE-SOLIDITY.
5-STONES-CALMING MIND.

COLOUR THERAPY:
Colours have the ability to either improve or moderate our physical, emotional, mental health and happiness. Even the CHAKRA system explains the impact colours have on our physical health and has the power to influence hour and other functions related to the nervous system.

LIGHT THERAPY:
"The more living the light the more appealing the place". Sunlight is essential for hormonal regulation also benefit from daylight and when it lacks, depression and other physical and social issues start to develop.

WATER THERAPY:
Water as an element to promote hygiene, spirituality, therapy, and sociability for thee communities.

VEGETATIONTHERAPY:
Garden spaces encourage people to interact with the beauty of nature, another way of improving health.

SOUND THERAPY:
Sight makes us solitary, whereas hearing creates a sense of connection and solidarity.

CASE STUDIES.

1- THERME VALS

PLAY OF LIGHT BY THE USE OF SUNLIGHT, WATER AND TEXTURES.

USING THE ROOF AS A PART OF EXPERIENCE FOR PLAYING WITH LIGHT QUALITY.

NON LINEAR MOVEMENTS THROUGH THE SPACES CREATE SENSE OF CURIOSITY.

PLAYING WITH LEVELS AND HEIGHTS OF SPACES TO GET THE CORRECT LIGHTING EFFECT. THE MOVEMENT THROUGH THE SPACES IN A LINEAR PATTERN TO PLAY WITH THE CONNOTE.

2- CHAPEL OF ST. IGNATIUS

PLAY OF LIGHT THROUGH THE WALL AND THE ROOF. THE STRIKING FEATURE IS THE WAY OPENINGS ARE HIDDEN.

CREATION OF DEPTH BY THE PLAY OF LIGHT CREATES A SENSE OF MYSTERY BEFORE ENTERING THE AREA. THE SIMPLICY OF THE MATERIALS AND THE FORMS HELPS TO GIVE THIS IMPACT.

ZONING AND DECISION DEVELOPMENT.

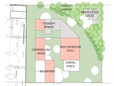

MERGING SPACES THROUGH LIGHT QUALITY AND INTERACTION OF ACTIVITIES.

CREATING LEVELS AND DOUBLE HEIGHT SPACES.

EXPERIMENTING WITH ROOFING TO CREATE PEACEFUL SPACES.

WORKING ON WAYS TO GET LIGHT WITHIN THE UNDERGROUND SPACES.

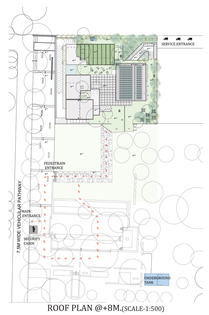

ROOF PLAN @+8M.(SCALE-1:500)

EXPLODED AXONOMETRIC VIEW.

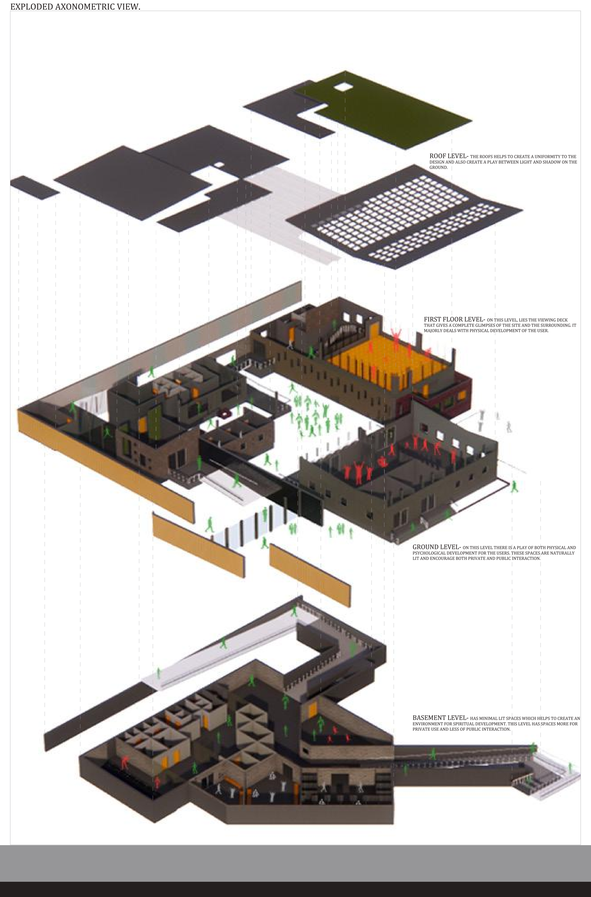

TECHNICAL DRAWINGS.

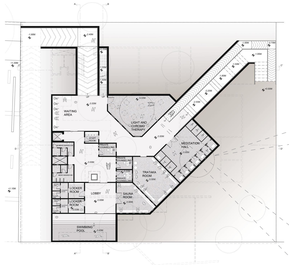

PLAN @ -2.5M.

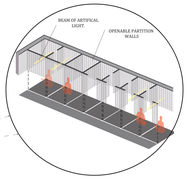

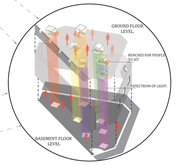

PLAN @ +1.5M.

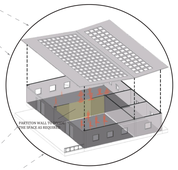

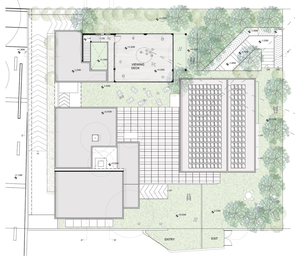

PLAN @ +5M.

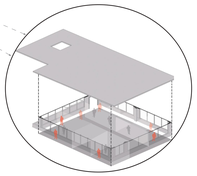

SECTIONS.

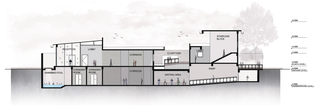

SECTION A-A'

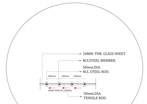

DETAIL OF RETRACTABLE ROOF

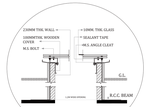

DETAIL OF DAYLIGHT

SECTION B-B'

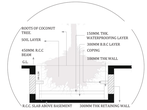

DETAIL OF ENCLOSURE AROUND TREE

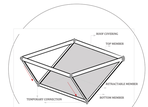

DETAIL OF SPACE FRAMED ROOF

SECTION D-D'

VIEWS.

VIEW FROM THE ENTRANCE

VIEW OF CENTRAL COURTYARD

VIEW OF PASSAGE IN THERAPY SPACE

VIEW OF TATRAKA MEDITATION SPACE



PERSPECTIVE OF THE ENTIRE DESIGN (FRONT SIDE)

PERSPECTIVE OF THE ENTIRE DESIGN (REAR SIDE)

FRONT ELEVATION

LEFT ELEVATION

REAR ELEVATION

RIGHT ELEVATION

MODELS AND LIGHT.

MULTIPLE OPENINGS

PLAY OF LIGHT THROUGH MULTIPLE OPENINGS. CREATES CHAOS IN THE SPACE.

PATTERNS BY FINS

FINS CREATE A PATTERN THAT GIVES A SENSE OF RHYTHM

CYLINDERICAL LIGHT TOWER

CREATES DIFFERENT PATTERNS WHICH ARE VERY BRIGHT.

SKYLIGHT OPENINGS

REALTIS AN EQUAL DISTRIBUTION OF LIGHT ON THE FLOOR

SKYLIGHTS USING TRANSPARENT SURFACE



CREATES A PLAY OF LIGHT AND SHADOWS AND ENHANCES THE CREATION OF PATTERNS ON THE FLOOR.

ROOF OPENINGS

CREATES A PLAY OF LIGHT AND SHADOWS AND ENHANCES THE CREATION OF PATTERNS ON THE FLOOR.

MIRROR ON TRANSPARENT SURFACE

REFLECTED LIGHT ON TRANSPARENT SURFACE

SHADOWING DONE BY STRUCTURES ON ONE ANOTHER

THE BUILDING SHADOWS ON THE GROUND AND ENHANCES THE PLAY OF LIGHT.

Svādhyāya-STUDY OF SELF.
DESIGNING A WELLNESS CENTRE FOR EMPLOYEE COMMUNITY OF DR. REDDY LABS.

HARSHIL M JAIN,15
SEMESTER 6
ACADEMY OF ARCHITECTURE

SCALE 1:200
(DETAILS AT SCALE 1:50)