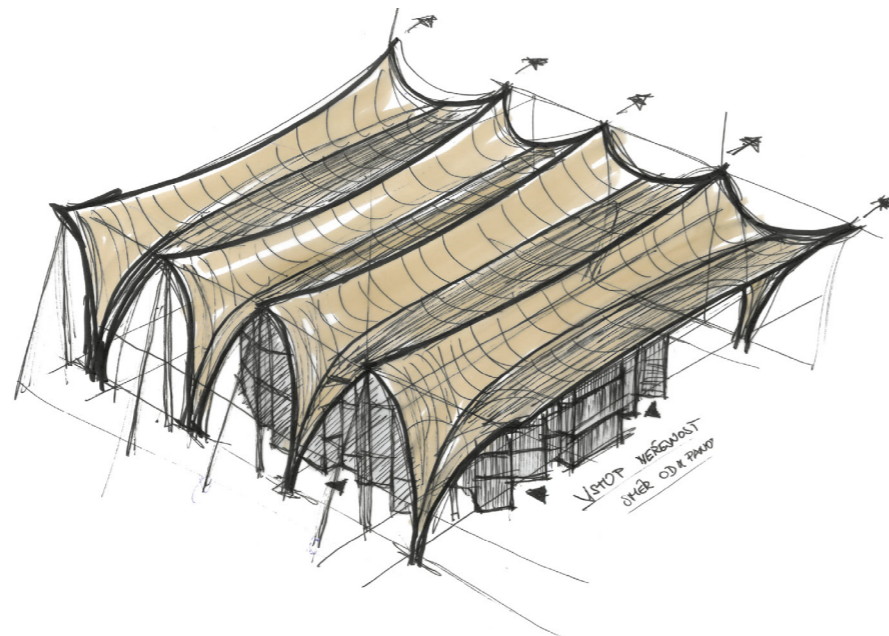


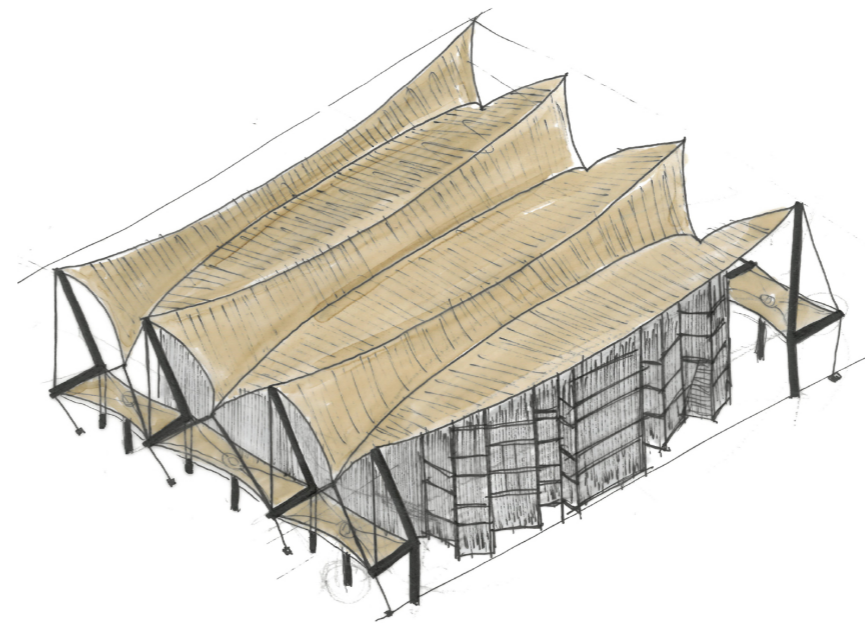
STEP 01

IN THE FIRST STEP, I WAS INSPIRED BY PLAN OF THE GLOBE THEATER. I DESIGNED A CIRCULAR ROOFING ON THE PRINCIPLE OF THE INNER AND OUTER RING. BETWEEN THEM THE MEMBRANE IS FORMED INTO PARTIAL ARCHES.



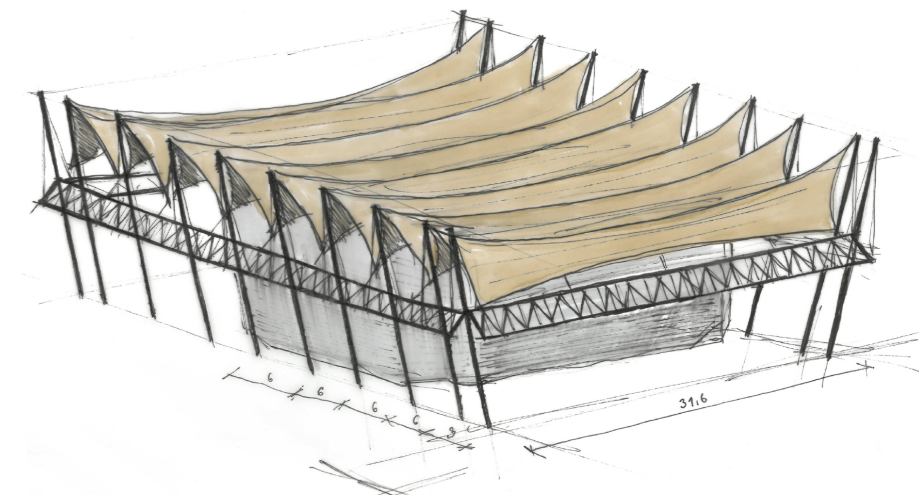
STEP 02

THROUGH THE PROGRESSIVE DEVELOPMENT I ACHIEVED A CONTRASTING PROPOSAL OF ROOFING. I DESIGNED A RECTANGULAR SHAPE OF ROOFING PLAN WHICH IS BETTER CORRESPONDING WITH TO THE URBAN PLANNING OF SITE.



STEP 03

FOR RECTANGULAR PLAN OF ROOFING I CHOOSE A RIDGE AND VALLEY MEMBRANE. THIS SHAPE IS GIVING DYNAMICITY TO THE PROPOSE. THE SUPPORTING STRUCTURE AND MEMBRANE HAVE ALMOST DEFINITIVE SHAPES IN THIS STEP.



STEP 04

THE FINAL DESIGN IS THE ROOFING OF THE OBJECT WITH PARALLEL RIDGES AND VALLEYS, WHICH ARE ATTACHED TO TRUSSES. THIS TRUSSES ARE LOCATED BETWEEN INCLINED COLUMNS.